

LOOK INDEX

Concrete & Metal Look

METALUX	82-97
PIER	110-119

Stone Look

MAGMA	68-75
-------	-------

Marble Look

AMAZONITE	18-25
BUTTERFLY	26-29
CALACATTA	30-39
CARAVAGGIO	40-45
CARRARA	46-51
CRYSTAL	52-55
GIGA	56-63
LEGEND	64-67
MARVEL	76-81
MIDNIGHT	98-105
ONYX	106-109
PIETRA	120-123
PRIME	124-127
PULPIS	128-133
THUNDER	134-139
TOUCH	140-145
VENICE	150-155
VOLCANO	156-161

COLOR Look

UNICOLOR	146-149
----------	---------



Head Office : No.7, Bahar, Dd. END
Molasadra ST, Vanak, TEHRAN, IRAN
Telefax : +98 21 88065100-200

palermoceram.com
palermoslab.design

ALPHABETICAL INDEX

AMAZONITE	18-25
BUTTERFLY	26-29
CALACATTA	30-39
CARAVAGGIO	40-45
CARRARA	46-51
CRYSTAL	52-55
GIGA	56-63
LEGEND	64-67
MAGMA	68-75
MARVEL	76-81
METALUX	82-97
MIDNIGHT	98-105
ONYX	106-109
PIER	110-119
PIETRA	120-123
PRIME	124-127
PULPIS	128-133
THUNDER	134-139
TOUCH	140-145
UNICOLOR	146-149
VENICE	150-155
VOLCANO	156-161





INDEX

COMPANY

- 4-5 WHO WE ARE ?
- 5 IMPROVED SIZES FOR WALL AND FLOOR.
- 5 EXCLUSIVE SURFACES
- 7 BASIC TERMINOLOGY
- 8-9 APPLICATIONS

PRODUCT FINDER

- 11 ALPHABETICAL INDEX
- 12-13 INDEX BY SIZE & SURFACES
- 14 LOOK INDEX
- 15 TILE COLLECTION

COLLECTIONS

- 18-161 SLAB BOOKS. 23

TECHNICAL SPECIFICATIONS

- 162 MAINTENANCE DURING BUILDING WORK
- 163 FEATURES OF PORCELAIN TILE: LAYING OR HANGING
- 164 TECHNICAL CHARACTERISTICS

THIS IS
Palermo
Turnkey Solutions
for **Architecture**

Palermo is an Iranian company created to offer the market a high quality product with an original design with strong personality .

Palermo production philosophy based on this fact that nothing is impossible .Our team consist of a multidisciplinary of Iranian experts that efficiently combines creativity and experience, this is how we get a balance between innovation and quality . so we can serve what the market demands at all time .


Palermo company policy has always used advanced technology that is available in Italy whether in machinery or production . We try to meet all the requests of the various applicants .

Palermo is the first company that produce 150X300cm slabs . We have this honor to say this size is one of its kind in the whole country .



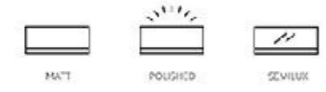
IMPROVED SIZES FOR WALL AND FLOOR.

Palermo developed dedicated solutions for architecture and interior design, optimising modularity and surface dimensions. The convenient sizes ideal for wall installation and the large Format porcelain stoneware slabs provide beauty and functionality every day.



EXCLUSIVE SURFACES.

The depth of ceramic culture is expressed through a range of unique processes, which create natural and silky effects, looks that resemble time-worn stones, and glossy and mirror surfaces; technological evolution is an unstoppable force, defining more and more exclusive products.



BASIC TERMINOLOGY

- 01 Design's Name
- 02 Design's Texture
- 03 Shade Spectrum
- 04 Color Ranges
- 05 Number of Faces
- 06 Regular Faces
- 07 Symbols
- 08 Available Sizes
- 09 Product Details
- 10 Color Range & Codes
- 11 Packing Information
- 12 Notice of production process
- 13 Product's Notice
- 14 Product's Body Detail
- 15 Page's Number













07 — The meaning of the symbols and classifications used in this catalogue





APPLICATIONS

-  Residential
-  Garden & pool
-  Hotels
-  Office
-  Restaurant
-  Shops
-  Malls
-  Public spaces
-  Airports
-  Train station

COLLECTIONS


2023

ALPHABETICAL INDEX

AMAZONITE	18-25
BUTTERFLY	26-29
CALACATTA	30-39
CARAVAGGIO	40-45
CARRARA	46-51
CRYSTAL	52-55
GIGA	56-63
LEGEND	64-67
MAGMA	68-75
MARVEL	76-81
METALUX	82-97
MIDNIGHT	98-105
ONYX	106-109
PIER	110-119
PIETRA	120-123
PRIME	124-127
PULPIS	128-133
THUNDER	134-139
TOUCH	140-145
UNICOLOR	146-149
VENICE	150-155
VOLCANO	156-161

INDEX BY SIZE & SURFACES

THICKNESS 9 mm



120x120 cm
47 1/4 x 47 1/4"

150x150 cm
59 x 59"

120x240 cm
47 1/4 x 94 1/2"


120x260 cm
47 1/4 x 102 1/4"

150x300 cm
59 x 118"

COLLECTIONS	PAGE	120x120 cm 47 1/4 x 47 1/4"			150x150 cm 59 x 59"			120x240 cm 47 1/4 x 94 1/2"			120x260 cm 47 1/4 x 102 1/4"			150x300 cm 59 x 118"		
		POLISHED	MATT	SEMI-MAT	POLISHED	MATT	SEMI-MAT	POLISHED	MATT	SEMI-MAT	POLISHED	MATT	SEMI-MAT	POLISHED	MATT	SEMI-MAT
AMAZONITE Blue	18-21															
AMAZONITE Green	22-25															
BUTTERFLY	26-29															
CALACATTA Gold	30-35	■	■				■		■							
CALACATTA Velvet	36-39	■					■		■							
CARAVAGGIO Black	40-43															
CARAVAGGIO Brown	44-45															
CARRARA	46-51	■					■		■							
CRYSTAL White	52-55						■		■							
GIGA Gray	56-51						■		■							
GIGA Gold	62-63						■		■							
LEGEND	64-67						■		■							
MARVEL	76-81	■	■				■		■					■	■	
MIDNIGHT	96-105						■		■					■	■	
ONYX	106-109	■					■		■					■		
PIETRA Dark Gray	120-123													■	■	
PRIME Ivory	124-127	■					■		■					■		
PULPIS Brown	128-131													■	■	
PULPIS Dark Gray	132													■		

MARBLE LOOK

THICKNESS 9 mm



120x120 cm
47 1/4 x 47 1/4"

150x150 cm
59 x 59"

120x240 cm
47 1/4 x 94 1/2"

120x260 cm
47 1/4 x 102 1/4"

150x300 cm
59 x 118"

COLLECTIONS	PAGE	120x120 cm 47 1/4 x 47 1/4"			150x150 cm 59 x 59"			120x240 cm 47 1/4 x 94 1/2"			120x260 cm 47 1/4 x 102 1/4"			150x300 cm 59 x 118"		
		POLISHED	MATT	SEMI-MAT	POLISHED	MATT	SEMI-MAT	POLISHED	MATT	SEMI-MAT	POLISHED	MATT	SEMI-MAT	POLISHED	MATT	SEMI-MAT
PULPIS Lion	133															
THUNDER	134-139	■					■		■							
VENICE	150-155	■	■				■		■				■	■		
VOLCANO	156-161	■											■	■		
PIER Corten	112-113						■		■							
PIER Iron	114-115						■		■				■	■		
PIER Steel	116-117						■		■				■	■		
PIER Zinc	118-119						■		■				■	■		
METALUX Graphite	82-85						■		■							
METALUX Mint	86-89						■		■							
METALUX Navy	90-93															
METALUX Smoky	94-97						■		■							
MAGMA Anthracite	68-71						■		■							
MAGMA Gray	72-75						■		■							
TOUCH Dark Gray	140-143						■		■							
UNICOLOR Anthracite	146-149													■	■	
UNICOLOR Black	148-149													■	■	
UNICOLOR White	146-149													■	■	

MARBLE LOOK

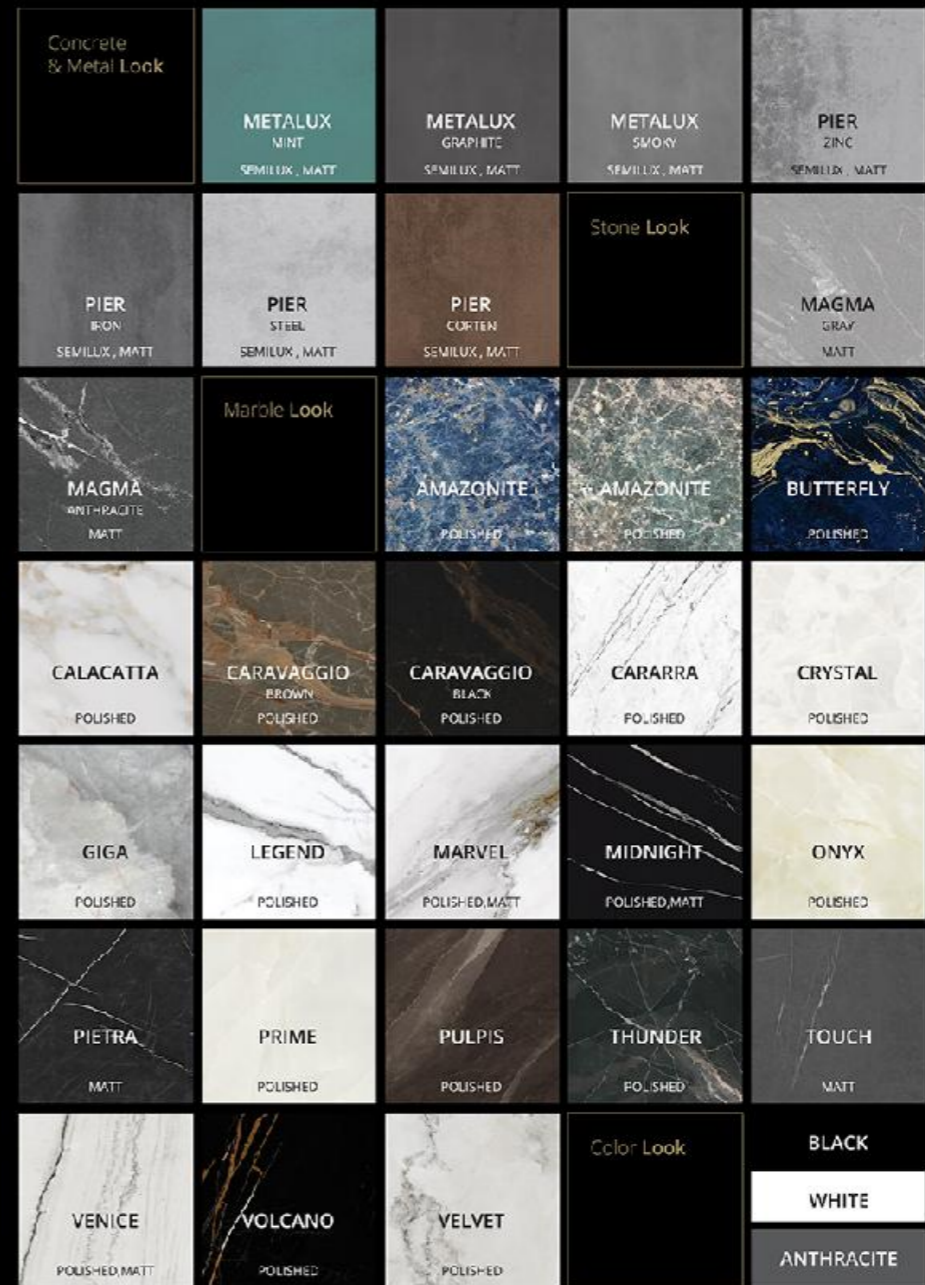
CONCRETE & METAL LOOK

STONE LOOK

COLOR LOOK

LOOK INDEX

Concrete & Metal Look	82-97 110-119	METALUX PIER
Stone Look	68-75	MAGMA
Marble Look	18-25	AMAZONITE
	26-29	BUTTERFLY
	30-39	CALACATTA
	40-45	CARAVAGGIO
	46-51	CARRARA
	52-55	CRYSTAL
	56-63	GIGA
	64-67	LEGEND
	76-81	MARVEL
	98-105	MIDNIGHT
	106-109	ONYX
	120-123	PIETRA
	124-127	PRIME
	128-133	PULPIS
	134-139	THUNDER
140-145	TOUCH	
150-155	VENICE	
156-161	VOLCANO	
COLOR Look	146-149	UNICOLOR



The samples photographed are intended to give an approximate idea of the product; the colours and textures shown are not binding.

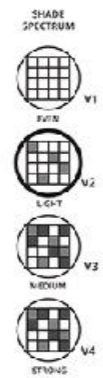
COLLECTIONS
2023

SLAB
BOOK. 23



WALL : AMAZONITE BLUE 120x260x0,9
BOOKMATCH : BUTTERFLY 120x260x0,9
DARK WALL & FLOOR SECTION : SLATE ANTHRACITE 80x120x1,2
PUFF FURNITURE : BUTTERFLY DESIGN

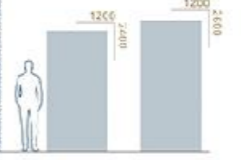

Amazonite Blue



100% DESIGN AND PRODUCTION PROCESS OF ITALIAN

PORCELAIN STONEWARE - NORMAL BODY

REGULAR PATTERN 120x240 cm - 47"x54"



The production process does not guarantee continuity in the design of the veining among the various pieces provided. Any misalignment between the continuous veining is to be considered an intrinsic characteristic of the product. The image shown is merely indicative; the shades and veining of the product may be subject to variations.

Size	Thickness	Surface finish	Number of pieces
120x240 cm - 47"x54"	5 mm	POLISHED	35 Pieces
120x260 cm - 47"x102"	5 mm	POLISHED	33 Pieces


COLOR RANGE & CODES



PACKING INFORMATION

SIZES	THICKNESS	SURFACES	PACKING INFORMATION									
			PCS / BOX	MM / PCS	KG / PCS	BOX / BODY PALLET	MM BODY PALLET	KG / BODY PALLET				
120x240 cm 47"x54"	5 mm	POLISHED	1 PCS	MM	2,88	KG	63	35 PCS	MM	100,8	KG	2205
				SQ. FT.	31	LBS.	139		SQ. FT.	1085	LBS.	4861
120x260 cm 47"x102"	5 mm	POLISHED	1 PCS	MM	3,12	KG	69	33 PCS	MM	102,96	KG	2277
				SQ. FT.	33,5	LBS.	152		SQ. FT.	1108	LBS.	5028

→ The various graphics of the product are distributed randomly in the boxes, without the possibility of choosing between the available patterns.
 → Inside the pallet foam is placed between the slabs.



WALL: AMAZONITE GREEN 120x260x0,9
FLOOR : AMAZONITE GREEN 120x260x0,9

Amazonite Green

SHADE SPECTRUM

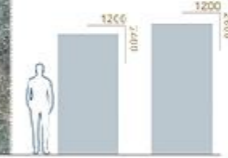



100% DESIGN AND PRODUCTION PROCESS OF ITALIAN



PORCELAIN STONEWARE - NORMAL BODY

REGULAR PATTERN 120x240 cm - 47"x54"



The production process does not guarantee continuity in the design of the veining among the various pieces provided. Any misalignment between the continuous veining is to be considered an intrinsic characteristic of the product. The image shown is merely indicative; the shades and veining of the product may be subject to variations.

Size	Thickness	Surface finish	Number of pieces
120x240 cm - 47"x54"	5 mm	POLISHED	3 Faces
120x260 cm - 47"x102"	5 mm	POLISHED	3 Faces

COLOR RANGE & CODES



PACKING INFORMATION

SIZES	THICKNESS	SURFACES	PCS / BOX		KG / PCS		BOX / BODY PALLET		M3 / BODY PALLET		KG / BOX PALLET	
			Icon	Value	Icon	Value	Icon	Value	Icon	Value	Icon	Value
120x240 cm - 47"x54"	5 mm	POLISHED	1 PCS	M ² 2,88 SQ. FT. 31	KG. 63 LBS. 139	35 PCS	M ² 100,8 SQ. FT. 1085	KG. 2205 LBS. 4861				
120x260 cm - 47"x102"	5 mm	POLISHED	1 PCS	M ² 3,12 SQ. FT. 33,5	KG. 69 LBS. 152	33 PCS	M ² 102,96 SQ. FT. 1108	KG. 2277 LBS. 5038				

→ The various graphics of the product are distributed randomly in the boxes, without the possibility of choosing between the available patterns.
→ Inside the pallet foam is placed between the slabs.

Butterfly

COLLECTION



BOOKMATCH : BUTTERFLY 120x260x0,9
FLOOR : PIER CORTEN 120x120x0,9

Butterfly

COLLECTION




PORCELAIN STONEWARE - NORMAL BODY



100% DESIGN AND PRODUCTION PROCESS OF ITALIAN



BOOK MATCHING



The production process does not guarantee continuity in the design of the veining among the various pieces provided. Any misalignment between the continuous veining is to be considered an intrinsic characteristic of the product. The image shown is merely indicative; the shades and veining of the product may be subject to variations.


Size	Thickness	Surface Finish	Number of Faces
120x260 (cm) - 47"x103"	3 mm	POLISHED	2 FACES

SPECIAL KITS FOURMATCH



Layout 1 Layout 2

KIT ENDLESS




COLOR RANGE & CODES



PACKING INFORMATION

SIZES	THICKNESS	SURFACES	PCS / BOX		KG / BOY PALLET		M3 / BOY PALLET		SQ. FT. / BOY PALLET	
			NO. PCS	NO. BOY PALLET	NO. PCS	NO. BOY PALLET	NO. PCS	NO. BOY PALLET		
120x260 (cm) - 47"x103"	3 mm	POLISHED	1 PCS	23 PCS	3.12 KG, 69 LBS.	23 PCS	132.96 M3	1100 SQ. FT.	2277 SQ. FT.	5020 LBS.

— The various graphics of the product are distributed randomly in the boxes, without the possibility of choosing between the available patterns.
 — Inside the pallet foam is placed between the slabs.



WALL : CALACATTA GOLD 120x260x0,9
COUNTER BOOKMATCH : CALACATTA GOLD 120x300x1,25
LIGHT FLOOR SECTION : CALACATTA GOLD 120x120x0,9

Calacatta
Gold


SHADE SPECTRUM



100% DESIGN AND
PRODUCTION PROCESS
OF ITALIAN

PORCELAIN STONEWARE - NORMAL BODY


REGULAR PATTERN 150x300 cm - 59"x118"



The production process does not guarantee continuity in the design of the veining among the various pieces provided. Any misalignment between the continuous veining is to be considered an intrinsic characteristic of the product. The image shown is merely indicative; the shades and veining of the product may be subject to variations.

Size	Thickness	Surface finish	Number of faces
120x120 cm - 24"x48"	± 0 mm	POLISHED - MATT	15 Faces
120x240 cm - 47"x54"	± 0 mm	POLISHED	3 Faces
120x260 cm - 47"x102"	± 0 mm	POLISHED	3 Faces
150x300 cm - 59"x118"	± 0 mm	POLISHED	4 Faces

SQUARE PATTERN 120x120 cm - 48"x48"




→ The various graphics of the product are distributed randomly in the boxes, without the possibility of choosing between the available patterns.
→ Inside the pallet foam is placed between the slabs.



BOOKMATCH : CALACATTA GOLD 120x260x0,9
FLOOR : VENICE 120x120x0,9



SPECIAL KITS BOOKMATCH 120x240 cm - 47"x54" 120x260 cm - 47"x102"



COLOR RANGE & CODES

CALACATTA GOLD 5105	CALACATTA GOLD BookMatch Face A 5110	CALACATTA GOLD BookMatch Face B 5115
----------------------------	---	---

PACKING INFORMATION

SIZES	THICKNESS	SURFACES	PCS / BOX		KG / PCS		EQ / BOX PALLET		KG / BOX PALLET	
			PCS	KG	PCS	KG	PCS	KG		
120x240 cm 47"x54"	9mm THICKNESS	MATTE POLISHED	1 PCS	M ² 1,44 SQ. FT. 15,5	KG 32 LBS. 70,5	45 PCS	M ² 64,8 SQ. FT. 697,5	KG 1440 LBS. 3175		
120x240 cm 47"x54"	9mm THICKNESS	POLISHED	1 PCS	M ² 2,88 SQ. FT. 31	KG 63 LBS. 139	35 PCS	M ² 100,8 SQ. FT. 1085	KG 2205 LBS. 4861		
120x260 cm 47"x102"	9mm THICKNESS	POLISHED	1 PCS	M ² 5,12 SQ. FT. 55,5	KG 69 LBS. 152	22 PCS	M ² 102,96 SQ. FT. 1109	KG 2277 LBS. 5020		
120x320 cm 54"x126"	9mm THICKNESS	POLISHED	1 PCS	M ² 4,5 SQ. FT. 48,5	KG 100 LBS. 220	22 PCS	M ² 99 SQ. FT. 1065,5	KG 2200 LBS. 4856		

— The various graphics of the product are distributed randomly in the boxes, without the possibility of choosing between the available patterns.
— Inside the pallet foam is placed between the slabs.



FLOOR : CALACATTA VELVET 120x260x0,9

Calacatta Velvet



SHADE SPECTRUM

1

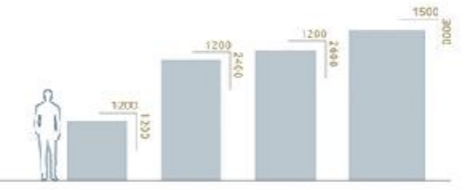

4
NUMBER OF PIECES

100% DESIGN AND PRODUCTION PROCESS OF ITALIAN

PORCELAIN STONEWARE - NORMAL BODY



REGULAR PATTERN 150x300 cm - 59"x118"



The production process does not guarantee continuity in the design of the veining among the various pieces provided. Any misalignment between the continuous veining is to be considered an intrinsic characteristic of the product. The image shown is merely indicative; the shades and veining of the product may be subject to variations.

SQUARE PATTERN 120x120 cm - 48"x48"



CALACATTA VELVET

5035

The various graphics of the product are distributed randomly in the boxes, without the possibility of choosing between the available patterns.
 Inside the pallet foam is placed between the slabs.

Caravaggio



WALL: CARAVAGGIO BLACK 120x260x0,9
BOOKMATCH : MARVEL 120x260x0,9

Caravaggio
Black

SHADE SPECTRUM




100% DESIGN AND PRODUCTION PROCESS OF ITALIAN

PORCELAIN STONEWARE - NORMAL BODY




REGULAR PATTERN 120x260 cm - 47"x102"



The production process does not guarantee continuity in the design of the veining among the various pieces provided. Any misalignment between the continuous veining is to be considered an intrinsic characteristic of the product. The image shown is merely indicative; the shades and veining of the product may be subject to variations.

Size	Thickness	Surface finish	Number of slabs
120x260 cm - 47"x102"	5 mm	POLISHED	33 Slabs

COLOR RANGE & CODES

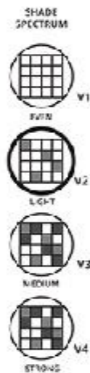



SIZES	THICKNESS	SURFACES	PCS / BOX		BOX / PALLET		SQ. FT.	
			MIN	MAX	MIN	MAX	MIN	MAX
120x260 cm 47"x102"	5 mm	POLISHED	1	33	33	33	1108	1108

The various graphics of the product are distributed randomly in the boxes, without the possibility of choosing between the available patterns.
Inside the pallet foam is placed between the slabs.

Caravaggio

Brown




100% DESIGN AND PRODUCTION PROCESS OF ITALIAN

PORCELAIN STONEWARE - NORMAL BODY



REGULAR PATTERN 120x260 cm - 47"x102"



The production process does not guarantee continuity in the design of the veining among the various pieces provided. Any misalignment between the continuous veining is to be considered an intrinsic characteristic of the product. The image shown is merely indicative; the shades and veining of the product may be subject to variations.

Size	Thickness	Surface finish	Number of boxes
120x260 cm - 47"x102"	5 mm	POLISHED	3 Boxes

COLOR RANGE & CODES



SIZES	THICKNESS	SURFACES	PCS / BOX		BOX / PALLET		SQ. FT.	
			MIN. PCS	KG / PCS	MIN. PCS	KG	MIN. PCS	KG
120x260 cm 47"x102"	5 mm THICKNESS	POLISHED	1 PCS	M ² 3,12	KG 69	33 PCS	V ¹ 102,06	KG 2277
				SQ. FT. 34	LBS 152		SQ. FT. 1108	LBS 4870

- The various graphics of the product are distributed randomly in the boxes, without the possibility of choosing between the available patterns.
- Inside the pallet foam is placed between the slabs.

Carrara



WALL: CARRARA 120x240x0.9
FLOOR: SHERWOOD 20x20x1.1

Carrara



SHADE SPECTRUM




100% DESIGN AND PRODUCTION PROCESS OF ITALIAN

PORCELAIN STONEWARE - NORMAL BODY



REGULAR PATTERN 120x240 cm - 47"x54"



The production process does not guarantee continuity in the design of the veining among the various pieces provided. Any misalignment between the continuous veining is to be considered an intrinsic characteristic of the product. The image shown is merely indicative; the shades and veining of the product may be subject to variations.

Size	Thickness	Surface finish	Number of faces
120x120 cm - 24"x48"	2 mm	POLISHED	15 Faces
120x240 cm - 47"x54"	2 mm	POLISHED	8 Faces

SPECIAL KITS BOOKMATCH 120x240 cm - 47"x54"



COLOR RANGE & CODES

CARRARA	5240	CARRARA Book Match Face A	5245	CARRARA Book Match Face B	5250
---------	------	---------------------------	------	---------------------------	------

— The various graphics of the product are distributed randomly in the boxes, without the possibility of choosing between the available patterns.
 — Inside the pallet foam is placed between the slabs.



SIDE WALL : CARRARA 120x260x0,9
 OPPOSITE WALL : CARRARA MIX DECOR 80x160x1,2
 FLOOR : CARRARA 120x120x1,2
 PUFF FURNITURE : CARRARA

SQUARE PATTERN 120x120 cm - 45"x45"



CARRARA

5240

SIZES	THICKNESS	SURFACES	PACKAGING					
			PCS / BOX	M ² / PCS	KG / PCS	EQ. / BOX PALLET	MQ. BOX PALLET	KG / BOX PALLET
120x120 cm 47"x47"	12mm THICKNESS	POLISHED	1 PCS	M ² 1,44 SQ. FT. 15,5	KG 32 LBS. 70,5	45 PCS	M ² 64,0 SQ. FT. 692,5	KG 1440 LBS. 3175
120x260 cm 47"x104"	12mm THICKNESS	POLISHED	1 PCS	M ² 2,88 SQ. FT. 31	KG 63 LBS. 139	35 PCS	M ² 100,8 SQ. FT. 1085	KG 2205 LBS. 4861

→ The various graphics of the product are distributed randomly in the boxes, without the possibility of choosing between the available patterns.
 → Inside the pallet foam is placed between the slabs.

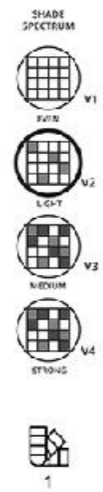
Crystal
White



WALL : CRYSTAL WHITE 120x240x0,9
FLOOR : METALUX SMOKY 120x260x0,9 53

Crystal

White



100% DESIGN AND PRODUCTION PROCESS OF ITALIAN

PORCELAIN STONEWARE - NORMAL BODY



REGULAR PATTERN 120x240 cm - 47"x54"



The production process does not guarantee continuity in the design of the veining among the various pieces provided. Any misalignment between the continuous veining is to be considered an intrinsic characteristic of the product. The image shown is merely indicative; the shades and veining of the product may be subject to variations.

Size	Thickness	Surface finish	Number of faces
120x240 cm - 47"x54"	9 mm	POLISHED	3 Faces

COLOR RANGE & CODE

CRYSTAL WHITE 5090

PACKING INFORMATION

SIZE	THICKNESS	SURFACES	PCS / BOX		EGG / BOX PALLET		MP / BOX PALLET		EGG / BOX PALLET	
			MP	KG	EGG	MP	KG	EGG	MP	KG
120x240 cm - 47"x54"	9 mm	POLISHED	1 PCS	2.88	63	35 PCS	100.8	100.8	2205	4861
				SQ. FT. 31	LBS. 139		SQ. FT. 1085	LBS. 4861		

→ The various graphics of the product are distributed randomly in the boxes, without the possibility of choosing between the available patterns.
 → Inside the pallet foam is placed between the slabs.

GIGA
COLLECTION

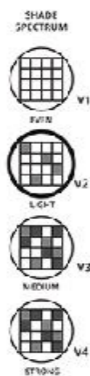




WALL: GIGA GRAY 120x260x0,9
FLOOR : GIGA GRAY BOOK MATCH 120x260x0,9

GIGA

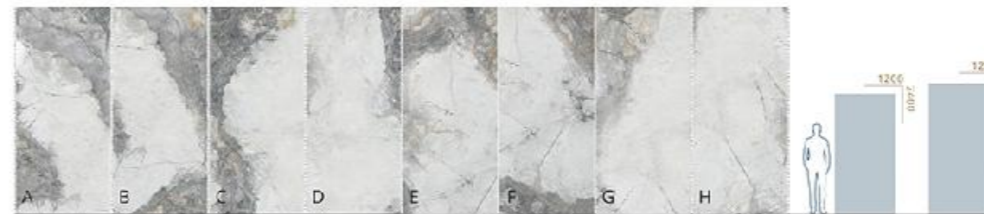
Gray



100% DESIGN AND PRODUCTION PROCESS OF ITALIAN

PORCELAIN STONEWARE - NORMAL BODY

REGULAR PATTERN 120x240 cm - 47"x94" 120x260 cm - 47"x102"



The production process does not guarantee continuity in the design of the veining among the various pieces provided. Any misalignment between the continuous veining is to be considered an intrinsic characteristic of the product. The image shown is merely indicative; the shades and veining of the product may be subject to variations.

Size	Thickness	Surface finish	Number of faces
120x240 cm - 47"x94"	5 mm	POLISHED	3 Faces
120x260 cm - 47"x102"	5 mm	POLISHED	3 Faces

SPECIAL KITS
4 Match

DIAMOND BOOK MATCHING



COLOR RANGE & CODES

GIGA Gold	5040	GIGA Gray	5045	GIGA Gold Book Match	5050
GIGA Gray 4 Match Face 1	5070	GIGA Gray 4 Match Face 2	5075	GIGA Gray Book Match	5055

PACKING INFORMATION

SIZES	THICKNESS	SURFACES	PCS / BOX		BOX / BOX PALLET		M ² / SQM PALLET		KG / BOX PALLET	
			1 PCS	35 PCS	35 PCS	33 PCS	100.8 KG	2205 KG		
120x240 cm 47"x94"	5 mm	POLISHED	1 PCS	35 PCS	35 PCS	33 PCS	100.8 SQ. FT.	100.8 SQ. FT.	2205 LBS.	4861 LBS.
120x260 cm 47"x102"	5 mm	POLISHED	1 PCS	33 PCS	33 PCS	33 PCS	102.96 SQ. FT.	110.8 SQ. FT.	2277 LBS.	5028 LBS.

→ The various graphics of the product are distributed randomly in the boxes, without the possibility of choosing between the available patterns.
→ Inside the pallet foam is placed between the slabs.

GIGA

Gold



SHADE SPECTRUM

V1 LIGHT

V2 LIGHT-MEDIUM

V3 MEDIUM

V4 STRONG

2


8

100% DESIGN AND PRODUCTION PROCESS OF ITALIAN

PORCELAIN STONEWARE - NORMAL BODY




REGULAR PATTERN 120x240 cm - 47"x94" 120x260 cm - 47"x102"



The production process does not guarantee continuity in the design of the veining among the various pieces provided. Any misalignment between the continuous veining is to be considered an intrinsic characteristic of the product. The image shown is merely indicative; the shades and veining of the product may be subject to variations.

Size	Thickness	Surface finish	Number of faces
120x240 cm - 47"x94"	5 mm	POLISHED	3 Faces
120x260 cm - 47"x102"	5 mm	POLISHED	3 Faces

SPECIAL KITS BOOKMATCH 120x240 cm - 47"x94" 120x260 cm - 47"x102"



PACKING INFORMATION

SIZES	THICKNESS	SURFACES	PCS / BOX		BOX / BOX PALLET		M ² / BOX PALLET		KG / BOX PALLET	
			1 PCS	35 PCS	1 BOX	35 BOXES	100.8 SQ. FT.	1008 LBS.	2205 KG	4861 LBS.
120x240 cm - 47"x94"	5 mm	POLISHED	1 PCS	35 PCS	1 BOX	35 BOXES	100.8 SQ. FT.	1008 LBS.	2205 KG	4861 LBS.
120x260 cm - 47"x102"	5 mm	POLISHED	1 PCS	33 PCS	1 BOX	33 BOXES	102.96 SQ. FT.	1108 LBS.	2277 KG	5028 LBS.

→ The various graphics of the product are distributed randomly in the boxes, without the possibility of choosing between the available patterns.
 → Inside the pallet foam is placed between the slabs.

Legend
COLLECTION



BOOKMATCH : LEGEND 150x300x0,9
COUNTER : PULPIS BROWN 120x260x0,9

Legend
COLLECTION



PORCELAIN STONEWARE - NORMAL BODY

A B

100% DESIGN AND
PRODUCTION PROCESS
OF ITALIAN



BOOKMATCHING 120x240 cm - 47"x94"



Size	Thickness	Surface finish	Number of faces
120x240 cm - 47"x94"	5 mm	POLISHED	2 Faces
150x300 cm - 59"x118"	6 mm	POLISHED	2 Faces

SPECIAL KITS BOOKMATCH 120x240 cm - 47"x94"




COLOR RANGE & CODES

LEGEND Book Match Face A 5335 **LEGEND Book Match Face B** 5340

PACKING INFORMATION

SIZES	THICKNESS	SURFACES	PCS / BOX	M ² / PCS	KG / PCS	BOX / BOX Pallet	M ² / BOX Pallet	KG / BOX Pallet
120x240 cm - 47"x94"	5mm THICKNESS	POLISHED	1 PCS	M ² 2.88 SQ. FT. 31	KG. 63 LBS. 139	25 PCS	M ² 100.8 SQ. FT. 1085	KG. 2295 LBS. 4861
150x300 cm - 59"x118"	6mm THICKNESS	POLISHED	1 PCS	M ² 4.5 SQ. FT. 48.5	KG. 103 LBS. 229	22 PCS	M ² 99 SQ. FT. 1065.6	KG. 2280 LBS. 4850

→ The various graphics of the product are distributed randomly in the boxes, without the possibility of choosing between the available patterns.
→ Inside the pallet foam is placed between the slabs.



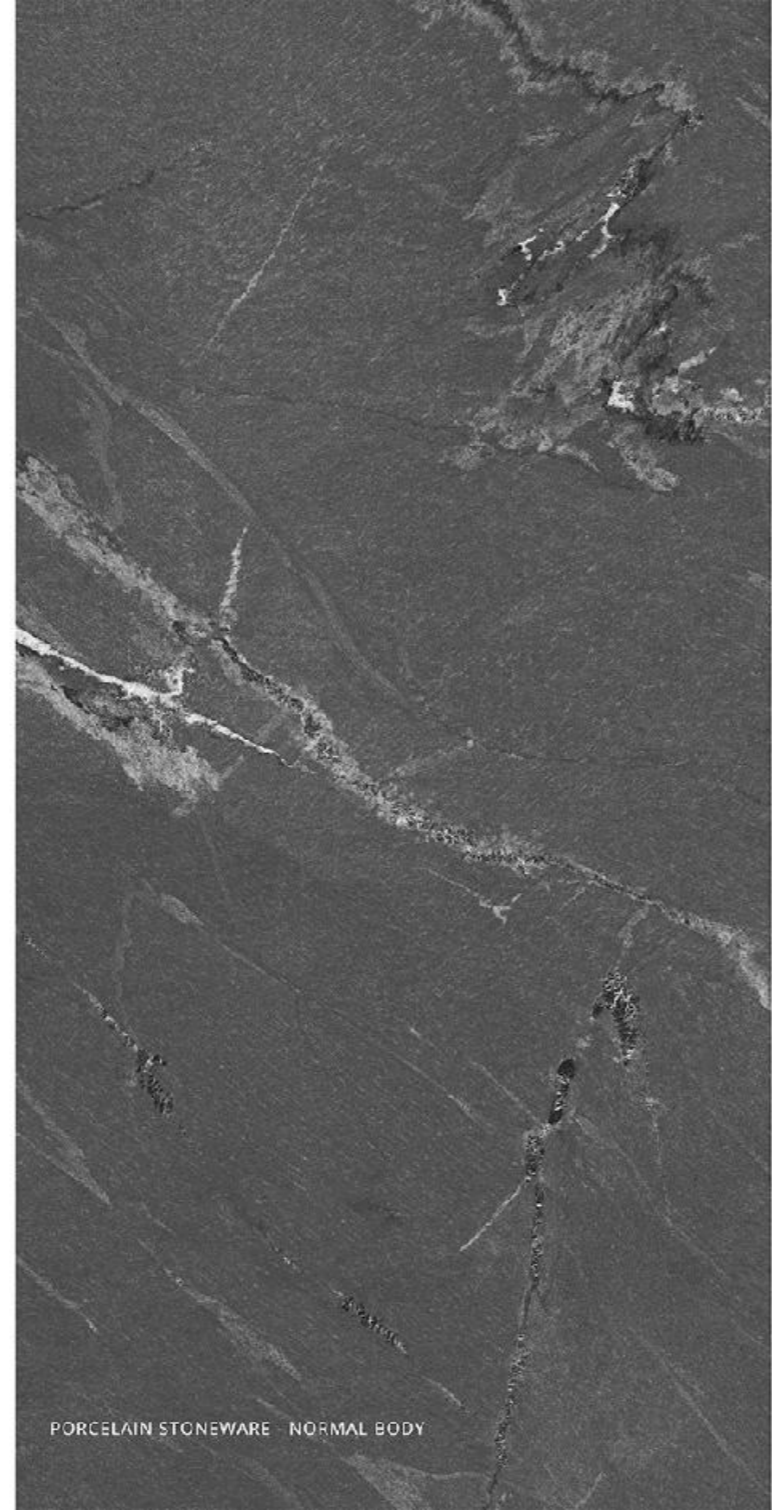
Magma
ANTHRACITE

SHADE SPECTRUM

V1
V2
V3
V4

2

8
NUMBER OF PAGES




PORCELAIN STONWARE - NORMAL BODY

100% DESIGN AND PRODUCTION PROCESS OF ITALIAN




REGULAR PATTERN 120x260 cm - 47"x102"



The production process does not guarantee continuity in the design of the veining among the various pieces provided. Any misalignment between the continuous veining is to be considered an intrinsic characteristic of the product. The image shown is merely indicative; the shades and veining of the product may be subject to variations.

Size	Thickness	Surface finish	Number of PAGES
120x120 cm - 24"x48"	± 5 mm	MATT	15 Pages
120x260 cm - 47"x102"	± 5 mm	MATT	8 Pages

SQUARE PATTERN 120x120 cm - 48"x48"



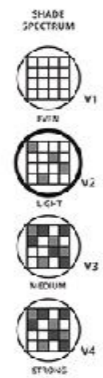
MAGMA ANTHRACITE 5260

— The various graphics of the product are distributed randomly in the boxes, without the possibility of choosing between the available patterns.
— Inside the pallet foam is placed between the slabs.




WALL : MAGMA ANTHRACITE 120x260x0,9
FLOOR : METALUX MINT 120x120x0,9

Magma
GRAY



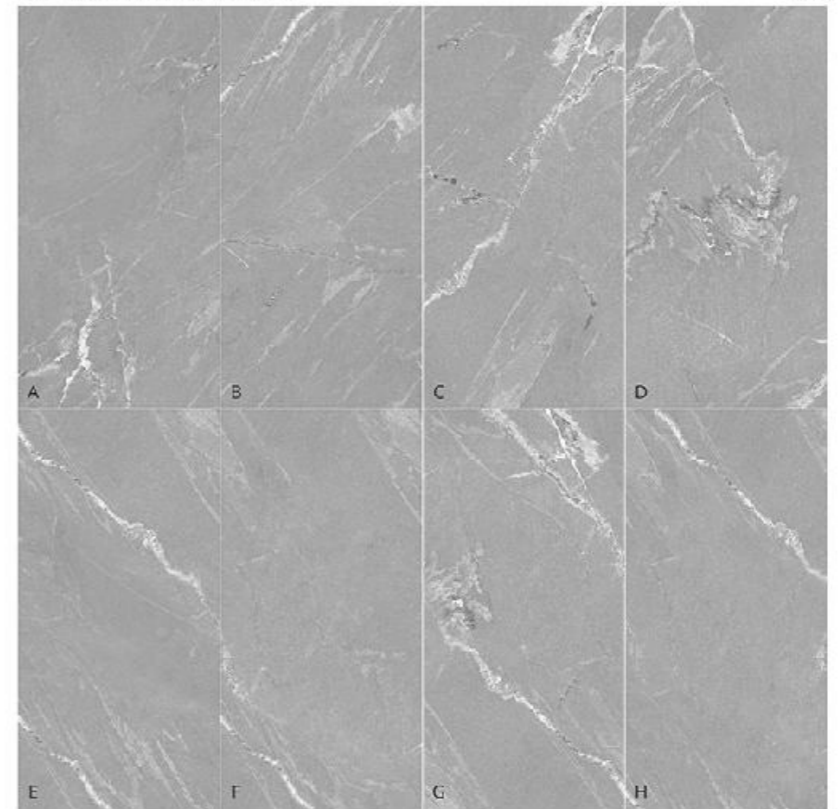
100% DESIGN AND PRODUCTION PROCESS OF ITALIAN



PORCELAIN STONEWARE - NORMAL BODY



REGULAR PATTERN 120x260 cm - 47"x102"



MAGMA GRAY

5255

COLOR RANGE & CODES

MAGMA GRAY	5255	MAGMA ANTHRACITE	5260
------------	------	------------------	------

SIZES	THICKNESS	SURFACES	PCS / BOX		BOX / BOX PALLET		M ² / BOX PALLET		KG / BOX PALLET	
			BOX	PCS	BOX	PCS	M ²	KG	M ²	KG
120x120 cm 47"x47"	6mm THICKNESS	MULTI	1	8P	1,44	KG	32	45	54,8	1440
				SQ. FT.	15,5	LBS	70,5	SQ. FT.	697,5	LBS
120x260 cm 47"x102"	6mm THICKNESS	MULTI	1	8P	3,12	KG	99	33	102,96	2277
				SQ. FT.	33,5	LBS	162	SQ. FT.	1108	LBS

— The various graphics of the product are distributed randomly in the boxes, without the possibility of choosing between the available patterns.
— Inside the pallet foam is placed between the slabs.



BOOKMATCH : MARVEL 150x300x0,9
FLOOR : THUNDER 120x120x0,9



PORCELAIN STONEWARE - NORMAL BODY A B

100% DESIGN AND
PRODUCTION PROCESS
OF ITALIAN

REGULAR PATTERN 150x300 cm - 59"x118"

Size	Thickness	Surface Finish	Number of Faces
120x120 cm - 24"x48"	5 mm	POLISHED - MATT	15 Faces
120x240 cm - 47"x54"	5 mm	POLISHED	3 Faces
120x260 cm - 47"x102"	5 mm	POLISHED - MATT	3 Faces
150x300 cm - 59"x118"	5 mm	POLISHED - MATT	4 Faces

The production process does not guarantee continuity in the design of the veining among the various pieces provided. Any misalignment between the continuous veining is to be considered an intrinsic characteristic of the product. The image shown is merely indicative; the shades and veining of the product may be subject to variations.

SPECIAL KITS BOOKMATCH 150x300 cm - 59"x118"
120x240 cm - 47"x54"

REGULAR PATTERN 120x240 cm - 47"x54" 120x260 cm - 47"x102"

COLOR RANGE & CODES

MARVEL	5345	MARVEL Book Match Face A	5350	MARVEL Book Match Face B	5355
--------	------	--------------------------	------	--------------------------	------

→ The various graphics of the product are distributed randomly in the boxes, without the possibility of choosing between the available patterns.
→ Inside the pallet foam is placed between the slabs.



BOOKMATCH : MARVEL 120x260x0,9
 FLOOR : MARVEL 120x240x0,9
 FIREPLACE WALL : AMAZONITE BLUE 120x250x0,9

SQUARE PATTERN 120x120 cm - 46"x46"



MARVEL

5345

PACKING INFORMATION

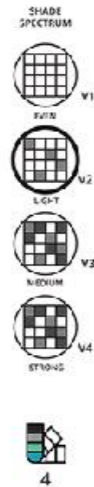
SIZES	THICKNESS	SURFACES	PCS / BOX		KG / PCS		BOX / BOX PALLET		M ² / BOX PALLET		KG / BOX PALLET	
			1 PCS	16 PCS	KG	PCS	KG	PCS	KG	PCS	KG	
120x120 cm 47"x47"	mm THICKNESS	POLISHED - UNIT	1 PCS	M ² 1,44	KG 32	45 PCS	M ² 64,8	KG 1440				
				SQ. FT. 15,5	LBS. 70,5		SQ. FT. 497,5	LBS. 3175				
120x150 cm 47"x59"	mm THICKNESS	POLISHED	1 PCS	M ² 2,88	KG 63	35 PCS	M ² 100,8	KG 2205				
				SQ. FT. 31	LBS. 139		SQ. FT. 1085	LBS. 4861				
120x250 cm 47"x98"	mm THICKNESS	POLISHED - UNIT	1 PCS	M ² 5,12	KG 69	23 PCS	M ² 102,96	KG 2277				
				SQ. FT. 23,5	LBS. 152		SQ. FT. 1109	LBS. 5020				
150x300 cm 59"x118"	mm THICKNESS	POLISHED - UNIT	1 PCS	M ² 4,5	KG 100	22 PCS	M ² 99	KG 2200				
				SQ. FT. 48,5	LBS. 220		SQ. FT. 1054,5	LBS. 4856				

— The various graphics of the product are distributed randomly in the boxes, without the possibility of choosing between the available patterns.
 — Inside the pallet foam is placed between the slabs.



WALL : METALUX GRAPHITE 120x260x0,9
FLOOR : METALUX SMOKY 120x260x0,9


Metalux
Graphite



100% DESIGN AND
PRODUCTION PROCESS
OF ITALIAN



REGULAR PATTERN 120x120 cm - 47 1/4x47 1/4"



The production process does not guarantee consistency in the design of the veining among the various pieces provided. Any misalignment between the continuous veining is to be considered an intrinsic characteristic of the product. The image shown is merely indicative; the shades and veining of the product may be subject to variations.

Size	Thickness	Surface Finish	Number of Faces
120x120 cm - 47 1/4x47 1/4"	8 mm	MAT - SEMI-GLAZ	16 Faces
120x260 cm - 47 1/4x102"	8 mm	SEMIGLOSS	8 Faces

COLOR RANGE & CODES

METALUX Mint	5275	METALUX Navy	5280	METALUX Graphite	5285
Metalux Smoky	5290				

PACKING INFORMATION

SIZE	THICKNESS	SURFACES	PCS / BOX		KG / PCS		BOX / BOX PALLET	MP / BOX PALLET	KG / BOX PALLET
			MP	KG	MP	KG	MP	KG	
120x120 cm 47 1/4x47 1/4"	8 mm	MAT - SEMI-GLAZ	1 PCS	MP: 1.44	KG: 32	45 PCS	MP: 64.8	KG: 1440	
				SQ. FT. 15.5	LBS. 79.5		SQ. FT. 697.5	LBS. 3175	
120x260 cm 47 1/4x102"	8 mm	SEMIGLOSS	1 PCS	MP: 3.12	KG: 69	33 PCS	MP: 102.96	KG: 2277	
				SQ. FT. 33.5	LBS. 152		SQ. FT. 1108	LBS. 5070	

— The various graphics of the product are distributed randomly in the boxes, without the possibility of choosing between the available patterns.
— Inside the pallet foam is placed between the slabs.

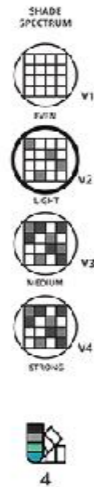
Metalux

COLLECTION



WALL : METALUX MINT 120x260x0,9
FLOOR : PIER CORTEN 120x120x0,9


Metalux
Mint



100% DESIGN AND
PRODUCTION PROCESS
OF ITALIAN



REGULAR PATTERN 120x120 cm - 47 1/4x47 1/4"



The production process does not guarantee continuity in the design of the veining among the various pieces provided. Any misalignment between the continuous veining is to be considered an intrinsic characteristic of the product. The image shown is merely indicative; the shades and veining of the product may be subject to variations.

Size	Thickness	Surface Finish	Number of Pieces
120x120 cm - 47 1/4x47 1/4"	8 mm	MAT - SEMI-LUX	16 / 3765
120x260 cm - 47 1/4x102"	8 mm	SEMI-LUX	8 / Pieces

COLOR RANGE & CODES

METALUX Mint	5275	METALUX Navy	5280	METALUX Graphite	5285
Metalux Smoky	5290				

PACKING INFORMATION

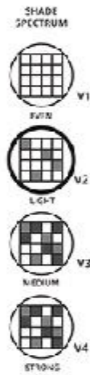
SIZE	THICKNESS	SURFACES	PCS / BOX		KG / PCS		BOX / BOX PALLET	MP / BOX PALLET	KG / BOX PALLET
			MP	KG	MP	KG	MP	KG	
120x120 cm 47 1/4x47 1/4"	8mm THICKNESS	MAT - SEMI-LUX	1 PCS	MP: 1.44	KG: 32	45 PCS	MP: 64.8	KG: 1440	
				SQ. FT. 15.5	LBS. 79.5		SQ. FT. 697.5	LBS. 3175	
120x260 cm 47 1/4x102"	8mm THICKNESS	SEMI-LUX	1 PCS	MP: 3.12	KG: 69	33 PCS	MP: 102.96	KG: 2277	
				SQ. FT. 33.5	LBS. 152		SQ. FT. 1168	LBS. 5070	

— The various graphics of the product are distributed randomly in the boxes, without the possibility of choosing between the available patterns.
— Inside the pallet foam is placed between the slabs.



WALL : METALUX NAVY 120x260x0,9
FLOOR : METALUX SMOKY 120x120x0,9

Metalux
NAVY



100% DESIGN AND
PRODUCTION PROCESS
OF ITALIAN



REGULAR PATTERN 120x260 cm - 47"x102"



The production process does not guarantee continuity in the design of the veining among the various pieces provided. Any misalignment between the continuous veining is to be considered an intrinsic characteristic of the product. The image shown is merely indicative; the shades and veining of the product may be subject to variations.

Size	Thickness	Surface Finish	Number of Pieces
120x260 cm - 47"x102"	10 mm	SPINELLI	8 Pieces

COLOR RANGE & CODES

METALUX Mint	5275	METALUX Navy	5280	METALUX Graphite	5285
Metalux Smoky	5290				

PACKING INFORMATION

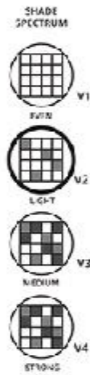
SIZES	THICKNESS	SURFACES	PCS / BOX		KG / PCS		BOX/BOX PALLET		M ² / BOX PALLET		KG / BOX PALLET	
			1	2	KG	KG	KG	KG	SQ. FT.	SQ. FT.	LBS.	LBS.
120x260 cm 47"x102"	10 mm	RECT	1	2	69	138	33	66	102.96	102.96	2277	4554

— The various graphics of the product are distributed randomly in the boxes, without the possibility of choosing between the available patterns.
— Inside the pallet foam is placed between the slabs.



FACADE : METALUX SMOKY 120x260x0,9


Metalux
Smoky



100% DESIGN AND
PRODUCTION PROCESS
OF ITALIAN



REGULAR PATTERN 120x120 cm - 47"x47"



The production process does not guarantee continuity in the design of the veining among the various pieces provided. Any misalignment between the continuous veining is to be considered an intrinsic characteristic of the product. The image shown is merely indicative; the shades and veining of the product may be subject to variations.

Size	Thickness	Surface Finish	Number of Faces
120x120 cm - 47"x47"	9 mm	MAT - SEMI-LUX	16 Faces
120x260 cm - 47"x102"	9 mm	SEMI-LUX	8 Faces

COLOR RANGE & CODES


METALUX Mint	5275	METALUX Navy	5280	METALUX Graphite	5285
Metalux Smoky	5290				

PACKING INFORMATION

SIZE	THICKNESS	SURFACES	PCS / BOX		KG / PCS		BOX / BOX PALLET		MP / BOX PALLET		KG / BOX PALLET	
			MP	KG	MP	KG	MP	KG	MP	KG		
120x120 cm 47"x47"	9mm THICKNESS	MAT - SEMI-LUX	1 PCS	MP: 1.44	KG: 32	45 PCS	MP: 64.8	KG: 1440	SQ. FT. 15.5	LBS. 70.5	SQ. FT. 697.5	LBS. 3175
				MP: 3.12	KG: 69							
120x260 cm 47"x102"	9mm THICKNESS	SEMI-LUX	1 PCS	MP: 3.12	KG: 152	33 PCS	MP: 102.06	KG: 5020	MP: 1168	LBS. 5020		
				MP: 3.12	KG: 152		MP: 1168	LBS. 5020				

— The various graphics of the product are distributed randomly in the boxes, without the possibility of choosing between the available patterns.
— Inside the pallet foam is placed between the slabs.


Midnight
COLLECTION





Midnight

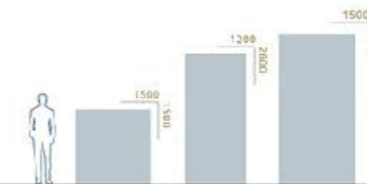

COLLECTION



PORCELAIN STONEWARE - NORMAL BODY

100% DESIGN AND PRODUCTION PROCESS OF ITALIAN


REGULAR PATTERN 150x300 cm - 59"x118"



The production process does not guarantee continuity in the design of the veining among the various pieces provided. Any misalignment between the continuous veining is to be considered an intrinsic characteristic of the product. The image shown is merely indicative; the shades and veining of the product may be subject to variations.

Size	Thickness	Surface finish	Number of boxes
120x240 cm - 47"x55"	2.8 mm	MATT - POLISHED	43005
120x300 cm - 47"x102"	2.8 mm	MATT - POLISHED	43006
150x150 cm - 59"x59"	2.8 mm	MATT	83005
150x300 cm - 59"x118"	2.8 mm	MATT - POLISHED	83006

REGULAR PATTERN 120x240 cm - 47"x102"



COLOR RANGE & CODE


MIDNIGHT 5085



PACKING INFORMATION

SIZES	THICKNESS	SURFACES	PCS / BOX		M ² / PCS		KG / PCS		BOX / BOX PALLET		M ² / BOX PALLET		KG / BOX PALLET			
			Icon	Value	M ²	KG	Icon	Value	M ²	KG						
120x240 cm 47"x102"	2.8mm THICKNESS	MATT - POLISHED	1 PCS	M ²	2.88	KG	63	33 PCS	M ²	100.8	KG	2245	SQ. FT.	1065	LBS.	4864
				KG	120	KG	1108		LBS.	5820						
120x300 cm 47"x102"	2.8mm THICKNESS	MATT - POLISHED	1 PCS	M ²	3.12	KG	69	33 PCS	M ²	102.96	KG	2277	SQ. FT.	1108	LBS.	5820
				KG	752	KG	1108		LBS.	5820						
150x150 cm 59"x59"	2.8mm THICKNESS	MATT	1 PCS	M ²	2.25	KG	50	45 PCS	M ²	101.25	KG	2350	SQ. FT.	1050	LBS.	4960
				KG	110	KG	1050		LBS.	4960						
150x300 cm 59"x118"	2.8mm THICKNESS	MATT - POLISHED	1 PCS	M ²	4.5	KG	90	22 PCS	M ²	99	KG	2200	SQ. FT.	1065.6	LBS.	4850
				KG	220	KG	1065.6		LBS.	4850						

→ The various graphics of the product are distributed randomly in the boxes, without the possibility of choosing between the available patterns.
→ Inside the pallet foam is placed between the slabs.



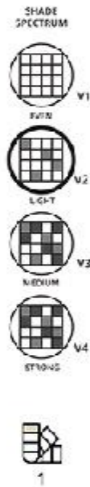
— The various graphics of the product are distributed randomly in the boxes, without the possibility of choosing between the available patterns.
— Inside the pallet foam is placed between the slabs.

Onyx
WHITE



WALL : ONYX WHITE 150x300x0,9
FLOOR : ONYX WHITE 120x240x0,9

Onyx
WHITE



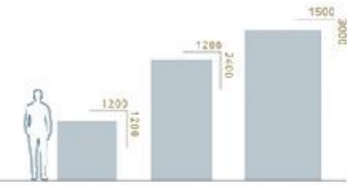
100% DESIGN AND
PRODUCTION PROCESS
OF ITALIAN



PORCELAIN STONEWARE - NORMAL BODY



REGULAR PATTERN 150x300 cm - 59"x118"



The production process does not guarantee continuity in the design of the veining among the various pieces provided. Any misalignment between the continuous veining is to be considered an intrinsic characteristic of the product. The image shown is merely indicative; the shades and veining of the product may be subject to variations.

Size	Thickness	Surface finish	Number of boxes
120x120 cm - 24"x48"	± 5 mm	POLISHED	15 Boxes
120x240 cm - 47"x54"	± 5 mm	POLISHED	9 Boxes
150x300 cm - 59"x118"	± 5 mm	POLISHED	4 Boxes

REGULAR PATTERN 120x240 cm - 47"x54"



COLOR RANGE & CODE

ONYX WHITE 5135

PACKING INFORMATION

SIZES	THICKNESS	SURFACES	PCS / BOX		KG / BOX		SQ. FT. / BOX	
			PCS	KG	PCS	KG		
120x120 cm 47"x48"	5mm THICKNESS	POLISHED	1 PCS	M ³ 1,44	KG 32	45 PCS	M ³ 64,8	KG 1440
				SQ. FT. 15,5	LBS. 70,5		SQ. FT. 459,75	LBS. 3175
120x240 cm 47"x54"	5mm THICKNESS	POLISHED	1 PCS	M ³ 2,88	KG 63	35 PCS	M ³ 100,8	KG 2205
				SQ. FT. 31	LBS. 139		SQ. FT. 1065	LBS. 4841
150x300 cm 59"x118"	5mm THICKNESS	POLISHED	1 PCS	M ³ 4,5	KG 100	22 PCS	M ³ 99	KG 2200
				SQ. FT. 48,5	LBS. 220		SQ. FT. 1065,6	LBS. 4850

→ The various graphics of the product are distributed randomly in the boxes, without the possibility of choosing between the available patterns.
→ Inside the pallet foam is placed between the slabs.



FACADE : PIER COLLECTION 120x240x0.9

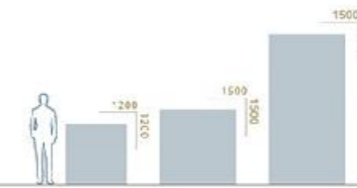



SHADE SPECTRUM



100% DESIGN AND PRODUCTION PROCESS OF ITALIAN

REGULAR PATTERN 150x300 cm - 59"x118"



The production process does not guarantee consistency in the design of the veining among the various pieces provided. Any misalignment between the continuous veining is to be considered an intrinsic characteristic of the product. The image shown is merely indicative; the shades and veining of the product may be subject to variations.

COLOR RANGE & CODES


PIER Iron	5000	PIER Corten	5005	PIER Zinc	5010
PIER Steel	5015				

PACKING INFORMATION

SIZES	THICKNESS	SURFACES	PCS / BOX		M ² / PCS		KG / PCS		BOX / BOX PALLET	M ² / BOX PALLET	KG / BOX PALLET	
			Icon	Value	Icon	Value	Icon	Value	Icon	Value	Icon	Value
120x120 cm - 47"x47"	5mm THICKNESS	SMALL	1 PCS	M ²	1.44	KG	32	45 PCS	M ²	64.8	KG	1440
				SQ. FT.	15.5	LBS.	70.5		SQ. FT.	697.5	LBS.	3175
150x150 cm - 59"x59"	5mm THICKNESS	MAT	1 PCS	M ²	2.25	KG	58	45 PCS	M ²	101.25	KG	2250
				SQ. FT.	24.2	LBS.	110		SQ. FT.	1050	LBS.	4950
150x300 cm - 59"x118"	5mm THICKNESS	MAT	1 PCS	M ²	4.5	KG	100	22 PCS	M ²	90	KG	2200
				SQ. FT.	48.5	LBS.	220		SQ. FT.	1065.6	LBS.	4850

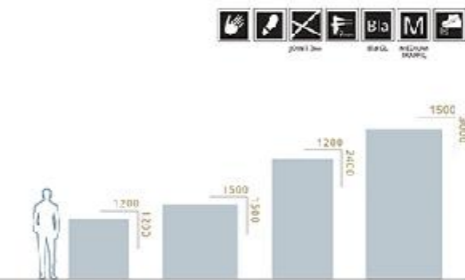

— The various graphics of the product are distributed randomly in the boxes, without the possibility of choosing between the available patterns.
 — Inside the pallet foam is placed between the slabs.

Pier
IRON



PORCELAIN STONEWARE - NORMAL BODY

REGULAR PATTERN 150x300 cm - 59"x118"



The production process does not guarantee continuity in the design of the veining among the various pieces provided. Any misalignment between the continuous veining is to be considered an intrinsic characteristic of the product. The image shown is merely indicative; the shades and veining of the product may be subject to variations.

Size	Thickness	Surface Finish	Number of Faces
120x120 cm - 47"x47"	9 mm	MATT - SPARKLE	16 Faces
120x240 cm - 47"x95"	9 mm	MATT - SPARKLE	8 Faces
150x150 cm - 59"x59"	9 mm	MATT	8 Faces
150x300 cm - 59"x118"	9 mm	MATT	4 Faces

COLOR RANGE & CODES


PIER Iron	5000	PIER Corten	5005	PIER Zinc	5010
PIER Steel	5015				

PACKING INFORMATION

SIZES	THICKNESS	SURFACES	PCS / BOX		KG / PCS		BOX / BOX PALLET		M ² / BOX PALLET		KG / BOX PALLET	
			Icon	Value	Icon	Value	Icon	Value	Icon	Value	Icon	Value
120x120 cm 47"x47"	9mm THICKNESS	MATT - SPARKLE	1 PCS	M ²	1.44	KG	32	45 PCS	M ²	64.8	KG	1440
				SQ. FT.	15.5	LBS.	70.5		SQ. FT.	697.5	LBS.	3175
120x240 cm 47"x95"	9mm THICKNESS	MATT - SPARKLE	1 PCS	M ²	2.88	KG	64	25 PCS	M ²	300.8	KG	2205
				SQ. FT.	31	LBS.	139		SQ. FT.	1668	LBS.	4861
150x150 cm 59"x59"	9mm THICKNESS	MATT	1 PCS	M ²	2.25	KG	59	45 PCS	M ²	101.25	KG	2250
				SQ. FT.	24.2	LBS.	110		SQ. FT.	1650	LBS.	4960
150x300 cm 59"x118"	9mm THICKNESS	MATT	1 PCS	M ²	4.5	KG	100	22 PCS	M ²	99	KG	2200
				SQ. FT.	48.5	LBS.	220		SQ. FT.	1065.6	LBS.	4850

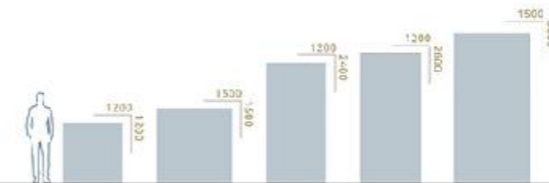

→ The various graphics of the product are distributed randomly in the boxes, without the possibility of choosing between the available patterns.
→ Inside the pallet foam is placed between the slabs.

Pier
STEEL



PORCELAIN STONEWARE - NORMAL BODY

REGULAR PATTERN 150x300 cm - 59"x118"



The production process does not guarantee continuity in the design of the veining among the various pieces provided. Any misalignment between the continuous veining is to be considered an intrinsic characteristic of the product. The image shown is merely indicative; the shades and veining of the product may be subject to variations.

Size	Thickness	Surface Finish	Number of Faces
120x120 cm - 47"x47"	20 mm	MAT - SPARKLE	16 Faces
120x240 cm - 47"x95"	20 mm	MAT - SPARKLE	8 Faces
120x260 cm - 47"x102"	20 mm	MAT	8 Faces
150x150 cm - 59"x59"	20 mm	MAT	8 Faces
150x300 cm - 59"x118"	20 mm	MAT	4 Faces

COLOR RANGE & CODES

PIER Iron	5000	PIER Corten	5005	PIER Zinc	5010
PIER Steel	5015				


PACKING INFORMATION

SIZES	THICKNESS	SURFACES	PCS / BOX		BOX / BOX PALLET		MP / BOX PALLET		KG / BOX PALLET		
			Icon	Value	Icon	Value	Icon	Value	Icon	Value	
120x120 cm 47"x47"	20mm THICKNESS	MATT - SPARKLE	1 PCS	MP	1,44	KG	32	MP	64,8	KG	1440
				SQ. FT.	16,5	LBS.	70,5	SQ. FT.	697,5	LBS.	3175
120x240 cm 47"x95"	20mm THICKNESS	MATT - SPARKLE	1 PCS	MP	2,88	KG	64	MP	100,8	KG	2205
				SQ. FT.	31	LBS.	139	SQ. FT.	1265	LBS.	4861
120x260 cm 47"x102"	20mm THICKNESS	MATT	1 PCS	MP	3,12	KG	69	MP	102,96	KG	2277
				SQ. FT.	33,5	LBS.	152	SQ. FT.	1108	LBS.	5020
150x150 cm 59"x59"	20mm THICKNESS	MATT	1 PCS	MP	2,25	KG	50	MP	101,25	KG	2250
				SQ. FT.	24,2	LBS.	110	SQ. FT.	1050	LBS.	4960
150x300 cm 59"x118"	20mm THICKNESS	MATT	1 PCS	MP	4,5	KG	100	MP	95	KG	2200
				SQ. FT.	48,5	LBS.	220	SQ. FT.	1065,6	LBS.	4850

→ The various graphics of the product are distributed randomly in the boxes, without the possibility of choosing between the available patterns.
→ Inside the pallet foam is placed between the slabs.

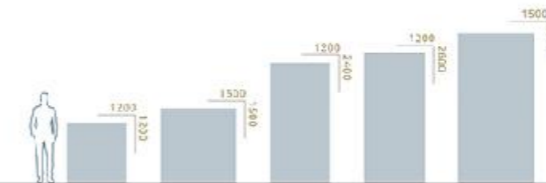

100% DESIGN AND
PRODUCTION PROCESS
OF ITALIAN

Pier
ZINC



PORCELAIN STONEWARE - NORMAL BODY

REGULAR PATTERN 150x300 cm - 59"x118"



The production process does not guarantee continuity in the design of the veining among the various pieces provided. Any misalignment between the continuous veining is to be considered an intrinsic characteristic of the product. The image shown is merely indicative; the shades and veining of the product may be subject to variations.

Size	Thickness	Surface Finish	Number of Faces
120x120 cm - 47"x47"	20 mm	MAT - SPARKLE	16 Faces
120x240 cm - 47"x95"	20 mm	MAT - SPARKLE	8 Faces
120x260 cm - 47"x102"	20 mm	MAT	8 Faces
150x150 cm - 59"x59"	20 mm	MAT	8 Faces
150x300 cm - 59"x118"	20 mm	MAT	4 Faces

COLOR RANGE & CODES

PIER Iron	5000	PIER Corten	5005	PIER Zinc	5010
PIER Steel	5015				

PACKING INFORMATION


SIZES	THICKNESS	SURFACES	PCS / BOX		KG / PCS		BOX / BOX PALLET		M ² / BOX PALLET		KG / BOX PALLET	
			Icon	Value	Icon	Value	Icon	Value	Icon	Value	Icon	Value
120x120 cm 47"x47"	20mm THICKNESS	MAT - SPARKLE	1 PCS	M ²	1.44	KG	32	45 PCS	M ²	64.8	KG	1440
				SQ. FT.	15.5	LBS.	70.5		SQ. FT.	697.5	LBS.	3175
120x240 cm 47"x95"	20mm THICKNESS	MAT - SPARKLE	1 PCS	M ²	2.88	KG	64	35 PCS	M ²	100.8	KG	2205
				SQ. FT.	31	LBS.	139		SQ. FT.	1065	LBS.	4861
120x260 cm 47"x102"	20mm THICKNESS	MAT	1 PCS	M ²	3.12	KG	69	22 PCS	M ²	102.96	KG	2277
				SQ. FT.	33.5	LBS.	152		SQ. FT.	1108	LBS.	5920
150x150 cm 59"x59"	20mm THICKNESS	MAT	1 PCS	M ²	2.25	KG	50	45 PCS	M ²	101.25	KG	2250
				SQ. FT.	24.2	LBS.	110		SQ. FT.	1050	LBS.	4960
150x300 cm 59"x118"	20mm THICKNESS	SPARKLE	1 PCS	M ²	4.5	KG	100	22 PCS	M ²	99	KG	2200
				SQ. FT.	48.5	LBS.	220		SQ. FT.	1065.6	LBS.	4850

→ The various graphics of the product are distributed randomly in the boxes, without the possibility of choosing between the available patterns.
→ Inside the pallet foam is placed between the slabs.

100% DESIGN AND
PRODUCTION PROCESS
OF ITALIAN


Pietra

COLLECTION



BOOKMATCH : PIETRA 120x260x0,9
FLOOR : MARVEL 120x120x0,9

Pietra
COLLECTION

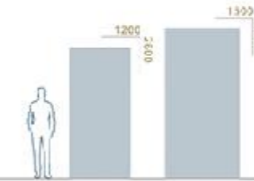
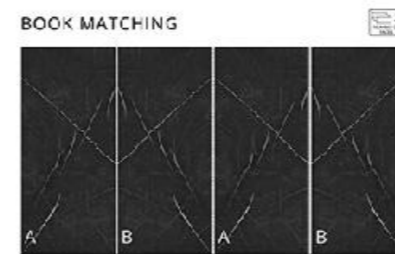


PORCELAIN STONEWARE - NORMAL BODY



100% DESIGN AND
PRODUCTION PROCESS
OF ITALY

BOOK MATCHING




The production process does not guarantee continuity in the design of the veining among the various pieces provided. Any misalignment between the continuous veining is to be considered an intrinsic characteristic of the product. The image shown is merely indicative; the shades and veining of the product may be subject to variations.

Size	Thickness	Surface Finish	Number of Faces
120x250 cm - 47"x100"	9 mm	MATT	2 Faces
150x300 cm - 59"x118"	9 mm	MATT	2 Faces

SPECIAL KITS BOOKMATCH

120x250 cm - 47"x100" 150x300 cm - 59"x118"



A Layout 1 B Layout 2 C

COLOR RANGE & CODES



PACKING INFORMATION

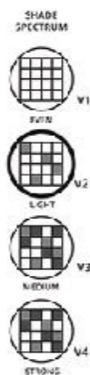
SIZES	THICKNESS	SURFACES	PCS / BOX		KG / PCS		BOX / BOX PALLET		MP / BOX PALLET		KG / BOX PALLET	
			1	2	KG	KG	KG	KG	KG	KG		
120x250 cm 47"x100"	9mm THICKNESS	MATT	1	M ²	3,12	KG	69	33	M ²	102,96	KG	2277
				SQ. FT.	33,5	LBS.	152		SQ. FT.	1108	LBS.	5020
150x300 cm 59"x118"	9mm THICKNESS	MATT	1	M ²	4,5	KG	100	22	M ²	99	KG	2200
				SQ. FT.	48,5	LBS.	220		SQ. FT.	1065,6	LBS.	4850

— The various graphics of the product are distributed randomly in the boxes, without the possibility of choosing between the available patterns.
— Inside the pallet foam is placed between the slabs.



LIGHT WALLS : PRIME 150x300x0,9
FLOOR : PRIME 120x120x0,9
FIREPLACE WALL : THUNDER 120x260x0,9
SLIDING WALLS : MIDNIGHT 120x240x0,9

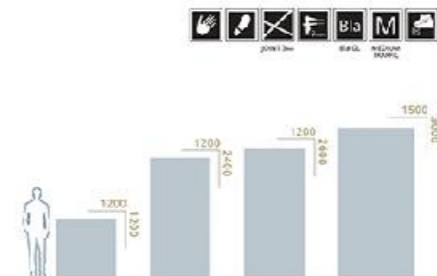
Prime
IVORY



100% DESIGN AND
PRODUCTION PROCESS
OF ITALIAN

PORCELAIN STONEWARE - NORMAL BODY

REGULAR PATTERN 150x300 cm - 59"x118"



The production process does not guarantee consistency in the design of the veining among the various pieces provided. Any misalignment between the continuous veining is to be considered an intrinsic characteristic of the product. The image shown is merely indicative; the shades and veining of the product may be subject to variations.

Size	Thickness	Surface finish	Number of faces
120x120 cm - 24"x48"	5 mm	POLISHED	15 Faces
120x240 cm - 47"x54"	5 mm	POLISHED	3 Faces
120x260 cm - 47"x102"	5 mm	POLISHED	3 Faces
150x300 cm - 59"x118"	5 mm	POLISHED	4 Faces

COLOR RANGE & CODE

PRIME IVORY 5305

PACKING INFORMATION

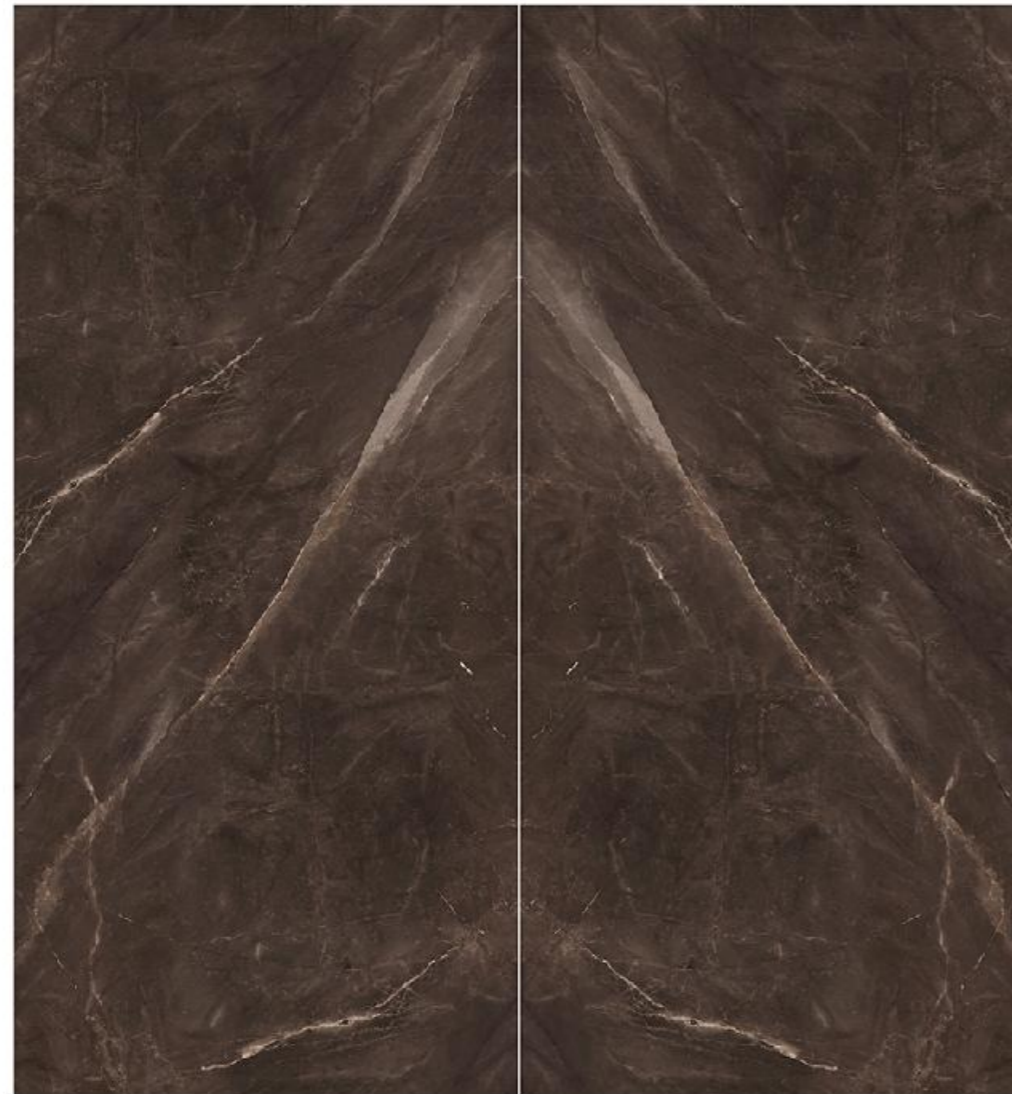
SIZES	THICKNESS	SURFACES	PCS / BOX	N° / PCS		KGS / PCS		BOX / BOX PALLET		M ³ / BOX PALLET		KG / BOX PALLET	
				M ²	SQ. FT.	KG	LBS.	PCS	M ³	KG	LBS.		
120x120 cm 47"x48"	5mm THICKNESS	POLISHED	1 PCS	M ²	1,44	KG	32	45 PCS	M ³	64,8	KG	1440	
				SQ. FT.	15,5	LBS.	70,5		SQ. FT.	459,5	LBS.	3175	
120x240 cm 47"x54"	5mm THICKNESS	POLISHED	1 PCS	M ²	2,88	KG	63	35 PCS	M ³	100,8	KG	2205	
				SQ. FT.	31	LBS.	139		SQ. FT.	1065	LBS.	4841	
120x260 cm 47"x102"	5mm THICKNESS	POLISHED	1 PCS	M ²	5,12	KG	69	22 PCS	M ³	102,96	KG	2277	
				SQ. FT.	55,5	LBS.	152		SQ. FT.	1109	LBS.	5020	
150x300 cm 59"x118"	5mm THICKNESS	POLISHED	1 PCS	M ²	4,5	KG	100	22 PCS	M ³	99	KG	2200	
				SQ. FT.	48,5	LBS.	220		SQ. FT.	1065,5	LBS.	4856	

— The various graphics of the product are distributed randomly in the boxes, without the possibility of choosing between the available patterns.
— Inside the pallet foam is placed between the slabs.



WALL : PULPIS BROWN 120x260x0.9

Pulpis
COLLECTION




PORCELAIN STONEWARE - NORMAL BODY

A B

100% DESIGN AND
PRODUCTION PROCESS
OF ITALIAN

REGULAR PATTERN 120x250 cm - 47"x162"



The production process does not guarantee continuity in the design of the veining among the various pieces produced. Any misalignment between the continuous veining is to be considered an intrinsic characteristic of the product. The image shown is merely indicative; the shades and veerings of the product may be subject to variations.

Size	Thickness	Surface finish	Number of faces
120x250 cm - 47"x162"	5 mm	POLISHED	3 Faces

SPECIAL KITS
BOOKMATCH 120x250 cm - 47"x162"



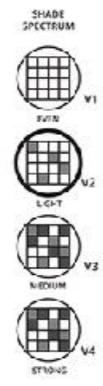
COLOR RANGE & CODES

PULPIS Brown 5320	PULPIS Book Match Face A 5325	PULPIS Book Match Face B 5330
PULPIS Dark Gray 5440	PULPIS Lion 5445	

PACKING INFORMATION

SIZE	THICKNESS	SURFACE	PCS / BOX		BOX / BOX PALLET		MAY BOX PALLET		JUN BOX PALLET	
			1 PCS	33 PCS	33 PCS	33 PCS	33 PCS	33 PCS		
120x250 cm 47"x162"	5mm THICKNESS	POLISHED	1 PCS	33 PCS	33 PCS	33 PCS	33 PCS	33 PCS	33 PCS	33 PCS
				33 PCS	33 PCS	33 PCS	33 PCS	33 PCS	33 PCS	33 PCS
				33 PCS	33 PCS	33 PCS	33 PCS	33 PCS	33 PCS	33 PCS

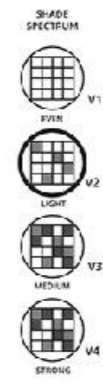
The various graphics of the product are distributed randomly in the boxes, without the possibility of choosing between the available patterns.
Inside the pallet frame is placed between the slabs.



100% DESIGN AND PRODUCTION PROCESS OF ITALIAN



PORCELAIN STONEWARE - NORMAL BODY



100% DESIGN AND PRODUCTION PROCESS OF ITALIAN



PORCELAIN STONEWARE - NORMAL BODY

Thunder

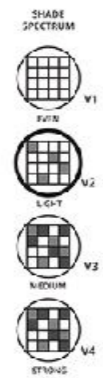
COLLECTION




WALL : THUNDER 150x300x0,9
FLOOR : CALACATTA GOLD 120x120x0,9

Thunder

COLLECTION



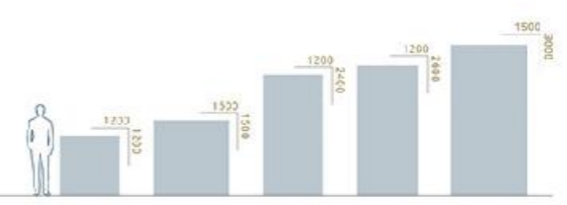

100% DESIGN AND PRODUCTION PROCESS OF ITALIAN



PORCELAIN STONEWARE - NORMAL BODY




REGULAR PATTERN 150x300 cm - 59"x118"



The production process does not guarantee continuity in the design of the veining among the various pieces provided. Any misalignment between the continuous veining is to be considered an intrinsic characteristic of the product. The image shown is merely indicative; the shades and veining of the product may be subject to variations.

Size	Thickness	Surface Finish	Number of Faces
120x120 cm - 47"x47"	8 mm	POLISHED	16 Faces
120x240 cm - 47"x94"	8 mm	POLISHED	8 Faces
120x260 cm - 47"x102"	8 mm	POLISHED	8 Faces
150x150 cm - 59"x59"	8 mm	POLISHED	8 Faces
150x300 cm - 59"x118"	8 mm	POLISHED	4 Faces

REGULAR PATTERN 120x240 cm - 47"x94" 120x260 cm - 47"x102"



COLOR RANGE & CODE




PACKING INFORMATION

SIZES	THICKNESS	SURFACES	PCS / BOX		KG / PCS		BOX / BOX PALLET		M ² / BOX PALLET		KG / BOX PALLET	
			Icon	Value	Icon	Value	Icon	Value	Icon	Value	Icon	Value
120x120 cm - 47"x47"	8mm THICKNESS	POLISHED	1 PCS	M ² 1.44	KG. 32	45 PCS	M ² 64.8	KG. 1440				
				SQ. FT. 15.5	LBS. 70.5		SQ. FT. 697.5	LBS. 3175				
120x240 cm - 47"x94"	8mm THICKNESS	POLISHED	1 PCS	M ² 2.88	KG. 64	35 PCS	M ² 100.8	KG. 2205				
				SQ. FT. 31	LBS. 139		SQ. FT. 1065	LBS. 4861				
120x260 cm - 47"x102"	8mm THICKNESS	POLISHED	1 PCS	M ² 3.12	KG. 69	22 PCS	M ² 102.96	KG. 2277				
				SQ. FT. 33.5	LBS. 152		SQ. FT. 1108	LBS. 5020				
150x150 cm - 59"x59"	8mm THICKNESS	POLISHED	1 PCS	M ² 2.25	KG. 50	45 PCS	M ² 101.25	KG. 2250				
				SQ. FT. 24.2	LBS. 110		SQ. FT. 1090	LBS. 4960				
150x300 cm - 59"x118"	8mm THICKNESS	POLISHED	1 PCS	M ² 4.5	KG. 100	22 PCS	M ² 99	KG. 2200				
				SQ. FT. 48.5	LBS. 220		SQ. FT. 1065.6	LBS. 4850				

The various graphics of the product are distributed randomly in the boxes, without the possibility of choosing between the available patterns.
 Inside the pallet foam is placed between the slabs.



SQUARE PATTERN 120x120 cm - 45"x45"



Thunder

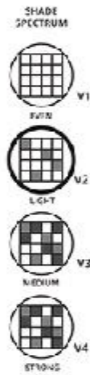
5080

— The various graphics of the product are distributed randomly in the boxes, without the possibility of choosing between the available patterns.
— Inside the pallet foam is placed between the slabs.



FACADE: TOUCH DARK GRAY 120x260x0,9
FLOOR : TOUCH DARK GRAY 120x260x0,9

Touch
DARK GRAY



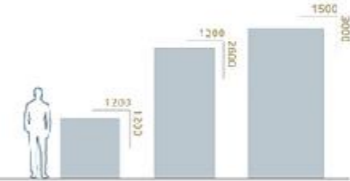

100% DESIGN AND PRODUCTION PROCESS OF ITALIAN



PORCELAIN STONEWARE - NORMAL BODY




REGULAR PATTERN 150x300 cm - 59"x118"



The production process does not guarantee continuity in the design of the veining among the various pieces provided. Any misalignment between the continuous veining is to be considered an intrinsic characteristic of the product. The image shown is merely indicative; the shades and veining of the product may be subject to variations.

Size	Thickness	Surface Finish	Number of Faces
120x120 cm - 47"x47"	8 mm	MATTE	16 Faces
120x160 cm - 47"x62"	8 mm	MATTE	8 Faces
150x300 cm - 59"x118"	8 mm	MATTE	4 Faces

REGULAR PATTERN 120x260 cm - 47"x102"



COLOR RANGE & CODE



PACKING INFORMATION

SIZES	THICKNESS	SURFACES	PCS / BOX		KG / PCS		BOX / BOX PALLET		MP / BOX PALLET		PG / BOX PALLET	
			PCS	KG	PCS	KG	PCS	KG	PCS	KG		
120x120 cm 47"x47"	8mm THICKNESS	MATT	1 PCS	M ² 1,44	KG 32	45 PCS	64,0	EG 1440	M ² 64,0	EG 3175	SQ. FT. 15,5	LBS. 70,5
				KG 70,5	EG 152							
120x160 cm 47"x62"	8mm THICKNESS	MATT	1 PCS	M ² 2,12	KG 69	33 PCS	102,06	EG 2277	M ² 1108	EG 5020	SQ. FT. 22,5	LBS. 152
				KG 152	EG 2200							
150x300 cm 59"x118"	8mm THICKNESS	MATT	1 PCS	M ² 4,5	KG 100	22 PCS	99	EG 2200	M ² 99	EG 4850	SQ. FT. 48,5	LBS. 220
				KG 220	EG 4850							

→ The various graphics of the product are distributed randomly in the boxes, without the possibility of choosing between the available patterns.
→ Inside the pallet foam is placed between the slabs.



SQUARE PATTERN 120x120 cm - 48"x48"



TOUCH DARK GRAY

5020


— The various graphics of the product are distributed randomly in the boxes, without the possibility of choosing between the available patterns.
 — inside the pallet beam is placed between the slabs.



WALL : UNICOLOR WHITE - ANTHRACITE 120x260x0,9
FLOOR : VENICE 120x120x0,9


Unicolor
COLLECTION

Unicolor
COLLECTION



PORCELAIN STONEWARE - NORMAL BODY

REGULAR PATTERN 150x300 cm - 59"x118"



The production process does not guarantee continuity in the design of the veining among the various pieces provided. Any misalignment between the continuous veining is to be considered an intrinsic characteristic of the product. The image shown is merely indicative; the shades and veinings of the product may be subject to variations.

Size	Thickness	Surface Finish	Number of Boxes
120x240 cm - 47"x95"	9 mm	MATT	1 Boxes
120x260 cm - 47"x102"	9 mm	MATT	1 Boxes
150x300 cm - 59"x118"	9 mm	MATT	1 Boxes

COLOR RANGE & CODES

UNICOLOR Black	5175	UNICOLOR White	5170	UNICOLOR Anthracite	5180
-----------------------	-------------	-----------------------	-------------	----------------------------	-------------

PACKING INFORMATION

SIZES	THICKNESS	SURFACES	PCS / BOX		KG / PCS		BOX / BOX PALLET		M ² / BOX PALLET		KG / BOX PALLET	
			1	2	1	2	1	2	1	2		
120x240 cm 47"x95"	9 mm THICKNESS	MATT	1 PCS	M ² 2.88	KG 63	25 PCS	M ² 100.8	KG 2285				
				SQ. FT. 31	LBS. 120		SQ. FT. 1085	LBS. 4861				
120x260 cm 47"x102"	9 mm THICKNESS	MATT	1 PCS	M ² 3.12	KG 69	33 PCS	M ² 102.96	KG 2277				
				SQ. FT. 33.6	LBS. 152		SQ. FT. 1106	LBS. 5620				
150x300 cm 59"x118"	9 mm THICKNESS	MATT	1 PCS	M ² 4.5	KG 100	22 PCS	M ² 99	KG 2280				
				SQ. FT. 48.5	LBS. 220		SQ. FT. 1065.6	LBS. 4850				

100% DESIGN AND
PRODUCTION PROCESS
OF ITALIAN

→ The various graphics of the product are distributed randomly in the boxes, without the possibility of choosing between the available patterns.
→ Inside the pallet foam is placed between the slabs.



WALL: VENICE 150x300x0,9
FLOOR: AMAZON ALMOND 20x120x0,9
WASHBASIN: THUNDER

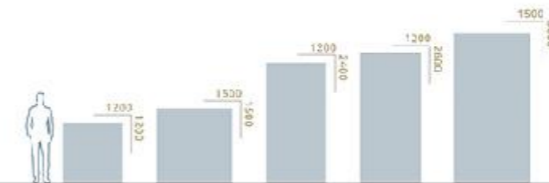
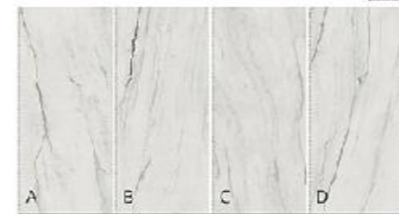
Venice
COLLECTION

Venice
COLLECTION



PORCELAIN STONEWARE - NORMAL BODY


REGULAR PATTERN 150x300 cm - 59"x118"



The production process does not guarantee continuity in the design of the veining among the various pieces provided. Any misalignment between the continuous veining is to be considered an intrinsic characteristic of the product. The image shown is merely indicative; the shades and veining of the product may be subject to variations.

Size	Thickness	Surface Finish	Number of Faces
120x120 cm - 47"x47"	9 mm	MATT + POL. SHED	16 Faces
120x240 cm - 47"x94"	9 mm	MATT + POL. SHED	8 Faces
120x260 cm - 47"x102"	9 mm	MATT + POL. SHED	8 Faces
150x150 cm - 59"x59"	9 mm	MATT	8 Faces
150x300 cm - 59"x118"	9 mm	MATT + POL. SHED	4 Faces

REGULAR PATTERN 120x240 cm - 47"x94" 120x260 cm - 47"x102"



COLOR RANGE & CODE



PACKING INFORMATION

SIZES	THICKNESS	SURFACES	PCS / BOX		KG / PCS		BOX / BOX PALLET		M ² / BOX PALLET		KG / BOX PALLET	
			Icon	Value	Icon	Value	Icon	Value	Icon	Value	Icon	Value
120x120 cm 47"x47"	9mm THICKNESS	MATT - POLISHED	1 PCS	M ²	1,44	KG	32	45 PCS	M ²	64,8	KG	1440
				SQ. FT.	15,5	LBS.	70,5		SQ. FT.	697,5	LBS.	3175
120x240 cm 47"x94"	9mm THICKNESS	MATT - POLISHED	1 PCS	M ²	2,88	KG	64	35 PCS	M ²	100,8	KG	2205
				SQ. FT.	31	LBS.	139		SQ. FT.	1065	LBS.	4861
120x260 cm 47"x102"	9mm THICKNESS	MATT - POLISHED	1 PCS	M ²	3,12	KG	69	22 PCS	M ²	102,96	KG	2277
				SQ. FT.	33,5	LBS.	152		SQ. FT.	1108	LBS.	5020
150x150 cm 59"x59"	9mm THICKNESS	MATT	1 PCS	M ²	2,25	KG	50	45 PCS	M ²	101,25	KG	2250
				SQ. FT.	24,2	LBS.	110		SQ. FT.	1090	LBS.	4960
150x300 cm 59"x118"	9mm THICKNESS	MATT - POLISHED	1 PCS	M ²	4,5	KG	100	22 PCS	M ²	99	KG	2200
				SQ. FT.	48,5	LBS.	220		SQ. FT.	1065,6	LBS.	4850

→ The various graphics of the product are distributed randomly in the boxes, without the possibility of choosing between the available patterns.
→ Inside the pallet foam is placed between the slabs.

100% DESIGN AND
PRODUCTION PROCESS
OF ITALIAN



FLOOR : VENICE 120x120x0,9

SQUARE PATTERN 120x120 cm - 45x45"




VENICE

5025

— The various graphics of the product are distributed randomly in the boxes, without the possibility of choosing between the available patterns.
 — Inside the pallet foam is placed between the slabs.

Volcano


COLLECTION



WALL: VOLCANO 150x300x0,9
FLOOR: VOLCANO 20x120x0,9
LIGHT WALL: CALACATTA GOLD 150x300x0,9

Volcano

COLLECTION



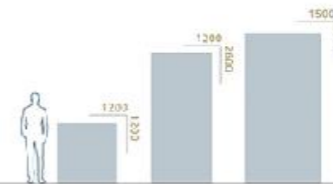
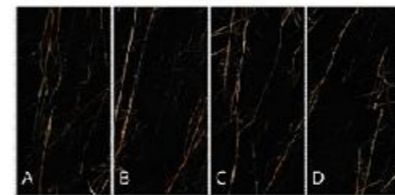
PORCELAIN STONEWARE - NORMAL BODY

A B

100% DESIGN AND PRODUCTION PROCESS OF ITALIAN




REGULAR PATTERN 150x300 cm - 59"x118"




The production process does not guarantee continuity in the design of the veining among the various pieces provided. Any misalignment between the continuous veining is to be considered an intrinsic characteristic of the product. The image shown is merely indicative, the shades and veinings of the product may be subject to variations.

Size	Thickness	Surface Finish	Number of Faces
120x120 cm - 47"x47"	12 mm	POLISHED	16 Faces
120x240 cm - 47"x94"	8 mm	POLISHED	8 Faces
150x300 cm - 59"x118"	8 mm	POLISHED	4 Faces

SPECIAL KITS BOOKMATCH 150x300 cm - 59"x118" 120x240 cm - 47"x94"



REGULAR PATTERN 120x240 cm - 47"x94"



COLOR RANGE & CODES


VOLCANO 5380

VOLCANO Book Match Face A 5385

VOLCANO Book Match Face B 5390

→ The various graphics of the product are distributed randomly in the boxes, without the possibility of choosing between the available patterns.
 → Inside the pallet foam is placed between the slabs.

SQUARE PATTERN 120x120 cm - 48"x48"




VOLCANO 5380

PACKING INFORMATION

SIZES	THICKNESS	SURFACES	PCS / BOX		KG / PCS		BOX / PALLET		M ² / BOX PALLET		KG / BOX PALLET	
			Icon	Icon	Icon	Icon	Icon	Icon	Icon	Icon		
120x120 cm 48"x48"	20mm THICKNESS	POLISHED	1 PCS	M ² 1.44 SQ. FT. 15.5	KG 32 LBS. 70.5	45 PCS	M ² 64.0 SQ. FT. 697.5	KG 1440 LBS. 3175				
120x160 cm 48"x64"	20mm THICKNESS	POLISHED	1 PCS	M ² 2.12 SQ. FT. 22.8	KG 69 LBS. 152	33 PCS	M ² 70.06 SQ. FT. 753.6	KG 2277 LBS. 5020				
150x150 cm 59"x59"	20mm THICKNESS	POLISHED	1 PCS	M ² 2.25 SQ. FT. 24.3	KG 90 LBS. 200	22 PCS	M ² 49.5 SQ. FT. 534.6	KG 1980 LBS. 4400				

→ The various graphics of the product are distributed randomly in the boxes, without the possibility of choosing between the available patterns.
 → Inside the pallet foam is placed between the slabs.



OPPOSITE WALL BOOKMATCH: VOLCANO 120x260x0,9
 SIDE WALLS : VOLCANO REGULAR 120x260x0,9
 FLOOR : VOLCANO 120x120x0,9

MAINTENANCE DURING BUILDING WORK

LAYING OR HANGING

The success of porcelain tile is not only due to the technical and aesthetic quality of the material, but to a number of other factors (surface to be covered, intermediate layers, adhesive, expansion joints...) making up an entire system.

FEATURES OF FLOOR OR WALL

Prior to laying or hanging ceramic tile, the floor or wall should be examined to ensure a stable base. The surface to be covered must be level, firm and free from substances which might prevent the adhesive from binding.

The main characteristics to consider are the finish and surface condition of the floor or wall, whether it is smooth and even, its capacity for water absorption, deformability and dimensional stability, reaction to water and humidity and its chemical compatibility with the adhesive to be used.

If the condition of the floor or wall fails to fulfil the requisites for laying or hanging, or major structural movement is foreseen, this should be solved by adequate treatment of the surface to be covered and/or insulation layers and suitable provision of dilation or movement joints intended to absorb the various degrees of pressure generated by movement of the substrates and structures.

In the case of recovering existing ceramic surfaces it is advisable to treat the surface in order to create areas which will help the product to adhere.

PLACING AND MOVEMENT JOINTS

Strict observance of the 5mm minimum joint between FLOOR TILES is essential, with a wider joint being recommended for medium and large formats, thus allowing absorption of the differential pressure produced in the multi-layer floor/adhesive/tile system.

For large surface areas it is advisable to divide the floor into 4 x 4 metre sections, introducing elastic expansion joints (partition joints).

In any case, it is wise to leave a gap between the flooring and existing elements such as walls, pillars and raised levels (perimeter joints), intended to prevent pressure from accumulating. This gap can be covered later by the skirting tile.

The absence of these joints is usually one of the most frequent causes of loose floor tiles.

NOTICE TO INSTALLERS

During the design and installation stages the provision of all types of joints (structural, perimeter, intermediate) should be considered.

For technical reasons, tile installation, without joints is not recommended, as this is the cause of multiple defects and pathologies.

Please do not ever use any charcoal black grouts.

Right after the lay out, it is highly recommended to clean any remains of cement and grout with a commercial cement remover. Claims will not be accepted when the above conditions are not followed.

FEATURES OF PORCELAIN TILE: LAYING OR HANGING

TECHNIQUES AND ADHESIVES

Since these tile have a very low water absorption capacity, it is essential to use adhesives compatible with low porosity. The "thin bed" laying technique should be used, with adhesives suited to the open porosity of the tile and compatible with the surface to be covered. For non-residential applications it is advisable to use cement-like adhesives with a high polymeric resin content, dispersion adhesives or reagent adhesives, depending on the floor surface requirements and the atmospheric conditions. In any case, high levels of adherence, flexibility and good resistance to water can be considered normal demands, plus high chemical resistance for industrial applications.

These recommendations can also be applied to the grout, which is usually expected to be elastic and offer high mechanical and chemical resistance. To ensure a correct use of adhesives, the manufacturer's instructions for preparation and application must always be followed, respecting the times indicated. Owing to the low water absorption of glazed porcelain, which delays drying time for the adhesive being used, a 48-72 hour wait is recommended before subjecting the FLOOR TILES to normal use.

MAINTENANCE DURING BUILDING WORK

Since floor tiling is not the last job to be carried out in building work, once the tile have been installed it will be necessary to provide adequate protection against possible damage during subsequent work, covering them with cardboard, thick plastic or a layer of sawdust.

INITIAL CLEANING AFTER TILE LAYING

Dirt remaining after the completion of the work can be easily removed with a commercial scale remover or, failing this, an acid-based detergent, although the chemical resistance of the FLOOR TILES indicated by the manufacturer must be taken into account.

When using cleaning products the following general considerations should be taken into account:

- Acid cleaning should never be carried out on recently laid FLOOR TILES. The reaction of the acid with the unset cement may damage the joints or deposit insoluble compounds on the surface.

- Soaking the surface with clean water is recommended before treating with chemicals, thus preventing the grout from absorbing the agents being used. Rinse with water immediately afterwards to remove remains of the chemical products.

- Metal spatulas and abrasive scourers must not be used. Use sponges only, with natural sponge being the most suitable.





















- This kind of operation should be carried out by experienced personnel, bearing in mind the specific features of the SLAB in question and the manufacturer's recommendations.

ORDINARY CARE

Day-to-day cleaning of stoneware tile is particularly simple, requiring only clear water to which an alkaline detergent may be added.

The use of waxes, oils or similar products is not recommended since the nonporous glazed surface prevents a correct application. Household stains may occasionally be produced that cannot be fully removed with a commercial detergent, making it necessary to use solvents or specific cleaning agents. First check the chemical resistance of the tile and, as an extra precaution, test-clean a spare tile or a less visible area first.

TECHNICAL CHARACTERISTICS - PORCELAIN TILES (GLA - GLAZE)

	Test Description	Standard Test Method	Standard Requirements	PALERMO Tiles Specifications
	Surface Quality	EN ISO 10545-2	A minimum of 95% of the tiles are to be free from visible defects.	A minimum of 95% of the tiles are to be free from visible defects.
	Length & Width	EN ISO 10545-2	±0.5%	±0.5%
	Thickness	EN ISO 10545-2	±5%	±5%
	Straightness of sides	EN ISO 10545-2	±0.5%	±0.5%
	Rectangularity	EN ISO 10545-2	±0.5%	±0.2%
	Surface Flatness : Center Curvature	EN ISO 10545-2	±0.5%	±0.5%
	Surface Flatness : Edge Curvature	EN ISO 10545-2	±0.5%	±0.5%
	Surface Flatness : Warpage	EN ISO 10545-2	±0.5%	±0.2%
	Water Absorption	EN ISO 10545-3	±0.5%	WA ≤ 0.4%
	Breaking Strength	EN ISO 10545-4	≥1300N	≥2400 N
	Modulus of Rupture	EN ISO 10545-4	≥35 N/mm ²	≥38 N/mm ²
	Resistance to surface abrasion	EN ISO 10545-7	Manufacturer to state classification	GLECO: 1-2 MATTO: 4
	Linear Thermal Expansion	EN ISO 10545-8	Test method available	Test method available
	Resistance to thermal shock	EN ISO 10545-9	Test method available	Test method available
	Cracking Resistance	EN ISO 10545-11	Required	Required
	Frost Resistance	EN ISO 10545-12	Required	Required
	Resistance to Household Chemicals (Acidic and Alkaline)	EN ISO 10545-13	Minimum GB	GA
	Resistance to Low Concentrations Acids & Alkalis	EN ISO 10545-13	Manufacturer to state classification	CA
	Resistance to High Concentrations Acids & Alkalis	EN ISO 10545-13	-	GA
	Resistance to stains	EN ISO 10545-14	Minimum CE3+ S	Minimum CE3+ S