

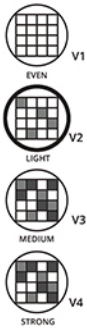


FACADE: TOUCH DARK GRAY 120x260x0,9
FLOOR : TOUCH DARK GRAY 120x260x0,9

Touch

DARK GRAY

SHADE SPECTRUM

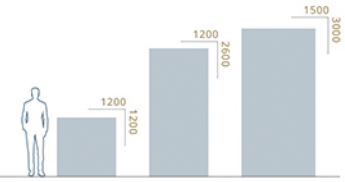



100% DESIGN AND
PRODUCTION PROCESS
OF ITALIAN

PORCELAIN STONEWARE - NORMAL BODY




REGULAR PATTERN 150x300 cm - 59"x118"



The production process does not guarantee continuity in the design of the veining among the various pieces provided. Any misalignment between the continuous veining is to be considered an intrinsic characteristic of the product. The image shown is merely indicative; the shades and veinings of the product may be subject to variations.

Sizes	Thickness	Surface Finish	Number of Faces
120x120 cm - 47"x47"	9 mm	MATT	16 Faces
120x260 cm - 47"x102"	9 mm	MATT	8 Faces
150x300 cm - 59"x118"	9 mm	MATT	4 Faces

REGULAR PATTERN 120x260 cm - 47"x102"



COLOR RANGE & CODE

TOUCH Dark Gray 5020


PACKING INFORMATION

SIZES	THICKNESS	SURFACES	PCS / BOX		M ² / PCS		KG / PCS		BOX / BOX PALLET		M ² / BOX PALLET		KG / BOX PALLET	
			PCS	BOX	M ²	PCS	KG	PCS	BOX	M ²	PCS	KG	PCS	BOX
120x120 cm 47"x47"	9 mm	MATT	1	45	M ²	1,44	KG.	32	45	M ²	64,8	KG.	1440	
					SQ. FT.	15,5	LBS.	70,5		SQ. FT.	697,5	LBS.	3175	
120x260 cm 47"x102"	9 mm	MATT	1	33	M ²	3,12	KG.	69	33	M ²	102,96	KG.	2277	
					SQ. FT.	33,5	LBS.	152		SQ. FT.	1108	LBS.	5020	
150x300 cm 59"x118"	9 mm	MATT	1	22	M ²	4,5	KG.	100	22	M ²	99	KG.	2200	
					SQ. FT.	48,5	LBS.	220		SQ. FT.	1065,6	LBS.	4850	

— The various graphics of the product are distributed randomly in the boxes, without the possibility of choosing between the available patterns.
— Inside the pallet foam is placed between the slabs.



SQUARE PATTERN 120x120 cm - 48"x48"



TOUCH DARK GRAY

5020

- The various graphics of the product are distributed randomly in the boxes, without the possibility of choosing between the available patterns.
- Inside the pallet foam is placed between the slabs .