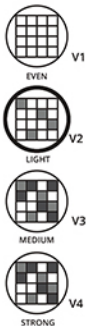





WALL : METALUX GRAPHITE 120x260x0,9
FLOOR : METALUX SMOKY 120x260x0,9

SHADE SPECTRUM



REGULAR PATTERN 120x260 cm - 47"x102"



The production process does not guarantee continuity in the design of the veining among the various pieces provided. Any misalignment between the continuous veining is to be considered an intrinsic characteristic of the product. The image shown is merely indicative; the shades and veinings of the product may be subject to variations.

Sizes	Thickness	Surface Finish	Number of Faces
120x120 cm - 47"x47"	9 mm	MATT - SEMILUX	16 Faces
120x260 cm - 47"x102"	9 mm	SEMILUX	8 Faces

COLOR RANGE & CODES

METALUX Mint	5275	METALUX Navy	5280	METALUX Graphite	5285
Metalux Smoky	5290				

PACKING INFORMATION

SIZES	THICKNESS	SURFACES	PCS / BOX		M ² / PCS		KG / PCS		BOX / BOX PALLET		M ² / BOX PALLET		KG / BOX PALLET	
			PCS	BOX	M ²	PCS	KG	PCS	BOX	M ²	PCS	KG	PCS	BOX
120x120 cm 47"x47"	9mm THICKNESS	MATT - SEMILUX	1	PCS	M ²	1.44	KG.	32	45	PCS	M ²	64.8	KG.	1440
					SQ. FT.	15.5	LBS.	70.5			SQ. FT.	697.5	LBS.	3175
120x260 cm 47"x102"	9mm THICKNESS	SEMILUX	1	PCS	M ²	3.12	KG.	69	33	PCS	M ²	102.96	KG.	2277
					SQ. FT.	33.5	LBS.	152			SQ. FT.	1108	LBS.	5020

— The various graphics of the product are distributed randomly in the boxes, without the possibility of choosing between the available patterns.
— Inside the pallet foam is placed between the slabs.

Metalux

COLLECTION



WALL : METALUX MINT 120x260x0,9
FLOOR : PIER CORTEN 120x120x0,9

Metalux

Mint

SHADE SPECTRUM



V1



V2



V3



V4



4




8

100% DESIGN AND
PRODUCTION PROCESS
OF ITALIAN

PORCELAIN STONEWARE - NORMAL BODY



REGULAR PATTERN 120x260 cm - 47"x102"



The production process does not guarantee continuity in the design of the veining among the various pieces provided. Any misalignment between the continuous veining is to be considered an intrinsic characteristic of the product. The image shown is merely indicative; the shades and veinings of the product may be subject to variations.

Sizes	Thickness	Surface Finish	Number of Faces
120x120 cm - 47"x47"	9 mm	MATT - SEMILUX	16 Faces
120x260 cm - 47"x102"	9 mm	SEMILUX	8 Faces

COLOR RANGE & CODES

METALUX Mint 5275

METALUX Navy 5280

METALUX Graphite 5285

Metalux Smoky 5290

PACKING INFORMATION

SIZES	THICKNESS	SURFACES	PCS / BOX		M ² / PCS		KG / PCS		BOX / BOX PALLET		M ² / BOX PALLET		KG / BOX PALLET	
			PCS	BOX	M ²	PCS	KG	PCS	M ²	PCS	M ²	PCS	KG	PCS
120x120 cm 47"x47"	9mm THICKNESS	MATT - SEMILUX	1	PCS	M ²	1.44	KG.	32	45	PCS	M ²	64.8	KG.	1440
					SQ. FT.	15.5	LBS.	70.5			SQ. FT.	697.5	LBS.	3175
120x260 cm 47"x102"	9mm THICKNESS	SEMILUX	1	PCS	M ²	3.12	KG.	69	33	PCS	M ²	102.96	KG.	2277
					SQ. FT.	33.5	LBS.	152			SQ. FT.	1108	LBS.	5020

- The various graphics of the product are distributed randomly in the boxes, without the possibility of choosing between the available patterns.
- Inside the pallet foam is placed between the slabs.

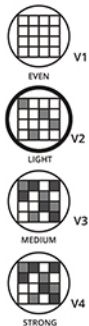


WALL : METALUX NAVY 120x260x0,9
FLOOR : METALUX SMOKY 120x120x0,9

Metalux

NAVY

SHADE SPECTRUM




100% DESIGN AND
PRODUCTION PROCESS
OF ITALIAN

PORCELAIN STONEWARE - NORMAL BODY



REGULAR PATTERN 120x260 cm - 47"x102"



The production process does not guarantee continuity in the design of the veining among the various pieces provided. Any misalignment between the continuous veining is to be considered an intrinsic characteristic of the product. The image shown is merely indicative; the shades and veinings of the product may be subject to variations.

Sizes	Thickness	Surface Finish	Number of Faces
120x260 cm - 47"x102"	9 mm	SEMILUX	8 Faces

COLOR RANGE & CODES

METALUX Mint	5275	METALUX Navy	5280	METALUX Graphite	5285
Metalux Smoky	5290				

PACKING INFORMATION

SIZES	THICKNESS	SURFACES	PCS / BOX	M ² / PCS	KG / PCS	BOX / BOX PALLET	M ² / BOX PALLET	KG / BOX PALLET
120x260 cm 47"x102"	9mm THICKNESS	MATT	1 PCS	M ² 3.12	KG. 69	33 PCS	M ² 102.96	KG. 2277
				SQ. FT. 33.5	LBS. 152		SQ. FT. 1108	LBS. 5020

- The various graphics of the product are distributed randomly in the boxes, without the possibility of choosing between the available patterns.
- Inside the pallet foam is placed between the slabs.



FACADE : METALUX SMOKY 120x260x0,9

SHADE SPECTRUM



V1



V2



V3



V4

STRONG




4



8



REGULAR PATTERN 120x260 cm - 47"x102"



The production process does not guarantee continuity in the design of the veining among the various pieces provided. Any misalignment between the continuous veining is to be considered an intrinsic characteristic of the product. The image shown is merely indicative; the shades and veinings of the product may be subject to variations.

Sizes	Thickness	Surface Finish	Number of Faces
120x120 cm - 47"x47"	9 mm	MATT - SEMILUX	16 Faces
120x260 cm - 47"x102"	9 mm	SEMILUX	8 Faces

COLOR RANGE & CODES

METALUX Mint	5275	METALUX Navy	5280	METALUX Graphite	5285
Metalux Smoky	5290				

PACKING INFORMATION

SIZES	THICKNESS	SURFACES	PCS / BOX		M ² / PCS		KG / PCS		BOX / BOX PALLET		M ² / BOX PALLET		KG / BOX PALLET	
			Icon	Value	Icon	Value	Icon	Value	Icon	Value	Icon	Value	Icon	Value
120x120 cm 47"x47"	9mm THICKNESS	MATT - SEMILUX	1 PCS	Icon	M ² 1.44	KG. 32	45 PCS	Icon	M ² 64.8	KG. 1440				
				SQ. FT. 15.5	LBS. 70.5	SQ. FT. 697.5		LBS. 3175						
120x260 cm 47"x102"	9mm THICKNESS	SEMILUX	1 PCS	Icon	M ² 3.12	KG. 69	33 PCS	Icon	M ² 102.96	KG. 2277				
				SQ. FT. 33.5	LBS. 152	SQ. FT. 1108		LBS. 5020						

— The various graphics of the product are distributed randomly in the boxes, without the possibility of choosing between the available patterns.
 — Inside the pallet foam is placed between the slabs.