



WALL: CALACATTA GOLD 120x260x0,9  
COUNTER BOOKMATCH : CALACATTA ORO 120x300x1,25  
LIGHT FLOOR SECTION : CALACATTA GOLD 120x120x0,9



SHADE SPECTRUM



V1



V2



V3



V4



1

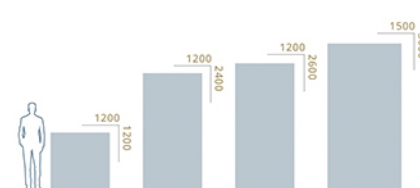



4

NUMBER OF FACES



REGULAR PATTERN 150x300 cm - 59"x118"



The production process does not guarantee continuity in the design of the veining among the various pieces provided. Any misalignment between the continuous veining is to be considered an intrinsic characteristic of the product. The image shown is merely indicative; the shades and veinings of the product may be subject to variations.

Sizes	Thickness	Surface Finish	Number of Faces
120x120 cm - 24"x48"	9 mm	POLISHED - MATT	16 Faces
120x240 cm - 47"x94"	9 mm	POLISHED	8 Faces
120x260 cm - 47"x102"	9 mm	POLISHED	8 Faces
150x300 cm - 59"x118"	9 mm	POLISHED	4 Faces

SQUARE PATTERN 120x120 cm - 48"x48"




— The various graphics of the product are distributed randomly in the boxes, without the possibility of choosing between the available patterns.  
 — Inside the pallet foam is placed between the slabs.



BOOKMATCH : CALACATTA GOLD 120x260x0,9  
FLOOR : VENICE 120x120x0,9



**SPECIAL KITS**  
**BOOKMATCH** 120x240 cm - 47"x94" 120x260 cm - 47"x102"



**COLOR RANGE & CODES**

CALACATTA GOLD

5105

CALACATTA GOLD BookMatch Face A 5110

CALACATTA GOLD BookMatch Face B 5115

**PACKING INFORMATION**

SIZES	THICKNESS	SURFACES	PCS / BOX		M <sup>2</sup> / PCS		KG / PCS		BOX / BOX PALLET		M <sup>2</sup> / BOX PALLET		KG / BOX PALLET	
			PCS	BOX	M <sup>2</sup>	PCS	KG	PCS	M <sup>2</sup>	PCS	M <sup>2</sup>	PCS	KG	PCS
120x120 cm 47"x47"	9mm THICKNESS	MATT - POLISHED	1	PCS	M <sup>2</sup> 1,44 SQ. FT. 15,5	KG. 32 LBS. 70,5	45	PCS	M <sup>2</sup> 64,8 SQ. FT. 697,5	KG. 1440 LBS. 3175				
120x240 cm 47"x95"	9mm THICKNESS	POLISHED	1	PCS	M <sup>2</sup> 2,88 SQ. FT. 31	KG. 63 LBS. 139	35	PCS	M <sup>2</sup> 100,8 SQ. FT. 1085	KG. 2205 LBS. 4861				
120x260 cm 47"x102"	9mm THICKNESS	POLISHED	1	PCS	M <sup>2</sup> 3,12 SQ. FT. 33,5	KG. 69 LBS. 152	33	PCS	M <sup>2</sup> 102,96 SQ. FT. 1108	KG. 2277 LBS. 5020				
150x300 cm 59"x118"	9mm THICKNESS	POLISHED	1	PCS	M <sup>2</sup> 4,5 SQ. FT. 48,5	KG. 100 LBS. 220	22	PCS	M <sup>2</sup> 99 SQ. FT. 1065,6	KG. 2200 LBS. 4850				

- The various graphics of the product are distributed randomly in the boxes, without the possibility of choosing between the available patterns.
- Inside the pallet foam is placed between the slabs.